

Abey^{AU}



KITCHEN COLLECTION 2024

Abey Australia are both creators and innovators, drawing on our heritage as leaders in business and aficionados of design.

Over the past 68 years we have established a diverse portfolio of premium products with global brand partners who share our vision for innovation and remarkable design. Together we empower you to push the limits of creativity and design in the kitchen, bathroom and laundry.

Our expert and efficient service, and shared passion for inspired design empowers our clients to create new design possibility. Abey Australia —the premier destination for quality designer products that are the genesis of new design possibility.

Abey Australia — Creating possibilities.

Abey^{AU}
CREATING POSSIBILITIES

BARAZZA
taste of design


Chambord
FRANCE

Burlington®

 **GARETH
ASHTON**

SCHOCK

 **ARMANDO
VICARIO**



68 YEARS OF KNOWLEDGE
AND EXPERTISE



AUSTRALIAN-OWNED
AND OPERATED



FAMILY-OWNED
AND OPERATED



SUSTAINABLE
FUTURE



INNOVATION, DESIGN
AND FUNCTION

Index

Schock	8
Chambord	24
Barazza	36
Abey Sinks	42
316 Marine Grade Sinks & Taps	60
Laundry	68
Sink Packages	74
Armando Vicario Mixers	84
Gareth Ashton Mixers	90
Enviro Green Waste Machine	98

Abey^{AU}

68 Years of Australian History

Over the past 68 years have established a diverse portfolio of premium products with global brand partners who share our vision for innovation and remarkable design.



1956

Acquired First Factory in Airport West.

Began manufacturing press tools for safety belts.



1991

Abey^{AU}
Abey Sinkware introduced marking the beginning of our presence in high end market for kitchen products.



1999

Abey moved our head office and main manufacturing and warehousing operations to Cobblebank.



2005

Opened Showrooms in Melbourne, Sydney & Brisbane.



2007

BARAZZA
taste of design
Introduced Barazza Appliances & revolutionised Kitchen Industry.



1965

Expanded our operations by acquiring a warehouse in Airport West.

Also started manufacturing building masonry, plumbing and timber connectors.



1979

Abey Revolutionised the plumbing industry by inventing a new interchangeable bolted clipping system winning "Best New Product" award.



1990

New corrosion proof masonry products developed after the Newcastle Earthquake.



2011

 **ARMANDO
VICARIO**

Introduced Armando Vicario Tapware



2014

 **GARETH
ASHTON**

Established the Gareth Ashton Range including Tapware, Accessories, Basins, Baths & Toilets.

New Speed Clips invented.



2019

Manufactured Acoustic Clips.

Installation of the Horizontal Powder Coating Machine.



2023

New Sydney showroom in Waterloo opened

Our Commitment to Sustainability

We are aware at Abey if the precious nature of the Earth's water supply by focusing on the preservation of this natural resource.

We provide a range of products that include taps and showers with water ratings of up to six stars, making them some of the world's most water efficient fixtures. We pride ourselves in offering a collection that is committed to preserving the environment as well as one that maintains top-tier design.

Products manufactured at Abey Australia's Cobblebank production facility are produced with minimum impact to the environment. We are an environmentally conscious company always striving to produce with a minimum impact on the environment.

Our company has implemented a number of practices in production to reduce our impact on the environment.



Scan QR code for our full sustainability report



6 STAR WATER RATING
WELS WATER EFFICIENCY



PRESERVATION
OF RESOURCES



FUTURE DRIVEN DESIGN



WORLD LEADING
SUSTAINABLE BRANDS



PRESERVATION
OF RESOURCES

How to Choose your Sink

In today's modern kitchens, the sink has become an essential fixture that not only serves functional purposes but also adds to the overall aesthetic appeal of the space. This guide covers important factors to assist you in the decision-making process and help you choose the perfect kitchen sink.



For more information on choosing the right materials, visit abey.com.au/how-to-sink or scan the QR code.

STEP 1

Choosing the right material

Stainless Steel



304
Surgical
Grade

316
Marine
Grade

PearlArc

304 Surgical Grade is the industry standard in stainless-steel sinks.

316 Marine Grade steel is the top grade of stainless steel which is weather resistant and ideal for alfresco settings.

PearlArc

Physical Vapor Deposition (PVD) sinks are made of durable 304 grade stainless steel and come in three colours: Artisan Copper, Eureka Gold, and Black Pearl.

Fireclay



Fireclay

Our Chambord French Provincial fireclay sinks are a top-quality choice for your kitchen. They are easy to clean, insensitive to temperature, and highly resistant to shocks and scratches, making them both practical and hygienic.

Each sink comes with a certificate of authenticity and is made using natural raw materials like clay and kaolin, which are injected into a mold and fired at 1200 degrees for 10-12 hours.

Granite



CRISTADUR®

CRISTADUR®
GreenLine

CRISTALITE®

CRISTADUR®'s sleek finish is achieved by finely grinding down granite particles, resulting in a luxurious, glossy appearance.

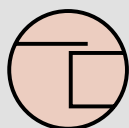
GREENLINE® GreenLine is an eco-friendly addition to the Cristadur range, made using 99% natural, renewable, or recycled raw materials. The new night and day colours are the market's darkest black and brightest white options.

CRISTALITE® sinks have a more textured feel to the surface. Cristalite is the original product from Schock.

STEP 2

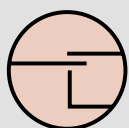
Choosing the right installation type

Topmount



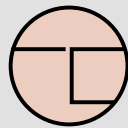
Topmount sink options can be used for all countertops, as the sink is mounted on top of the bench.

Undermount



Undermount sink options are ideal for stone countertops. Undermounting a sink refers to the stone benchtop being cut and polished, then the sink is secured from the underside of the bench.

Flushmount



Flushmount sink options are ideal for stone countertops and offer a seamless join between the stone and the sink. The sink is to be installed so that it is in line with the top of the benchtop.

STEP 3

Choosing the right bowl size and drainer configuration

When selecting the appropriate bowl size, there are several factors to consider.

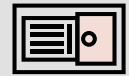
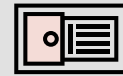
Oven size What size is your oven? Do you need a larger bowl size to fit baking trays, woks or pots and pans?

Cooking style What is your cooking style? Do you wash as you cook? Do you like to drain liquids from your cooking at the same time as having one bowl full of water? Then you may prefer a double bowl sink.

Joinery cabinet What size is the joinery cabinet? You will need a bowl which fits into this space.

Countertop depth What is the depth of the countertop? You will need a bowl which fits into this space.

Drainer configuration



Left-hand bowl configuration

Right-hand bowl configuration

Drainer model sinks have the option of either left- or right-hand side bowls (L or R). This is generally determined by the dishwasher location, kitchen layout or consumer preference.

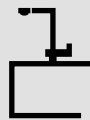
STEP 4

Choosing the right mixer

Functionality



Gooseneck mixer



Retractable pull-out



Dual spray mixer


This can generally be categorised in three options:

Gooseneck mixers The high arc design provides more clearance. It makes it easier to fill large pots, pans and other containers. This is particularly useful if you have a deep sink or often handle large cookware.

Retractable mixers The retractable pull-out hose allows you to pull the spray head out from the mixer body, providing greater reach and flexibility. This makes it easier to rinse dishes, clean the sink and fill pots that are too large to fit under the fixed spout.

Dual spray mixers These have a spray function that is perfect for rinsing and cleaning foods.

Finish



Choose a finish that matches or compliments your kitchen or laundry decor. Common finishes include chrome, brushed brass, brushed nickel and black. Abey has kitchen mixers that match with Abey's Schock and PVD Coloured Piazza Sink Collections.

Accessories

Accessories offer purchasers the ability to turn their sink into a complete workstation and convert the benchtop to a preparation area for cooking or to improve the washing process in both the kitchen and alfresco.

Some sinks will have included accessories or are available as an optional extra.

Accessories offer
purchasers the ability
to turn their sink into a
complete workstation

Genuinely sustainable, genuinely premium.

SCHOCK was established in 1924 and took the world by storm with the creation of the first granite sink in 1979, which to this day continues to be manufactured in Germany. The quality German engineered sinkware has been created using state-of-the art composite Nanogranite® materials.

SCHOCK
Abey™




Schock Sink Collections





LARGEST MANUFACTURER OF
GRANITE KITCHEN SINKS



DESIGNED & MANUFACTURED
IN GERMANY SINCE 1979



OFFERS EXCEPTIONAL
STRENGTH & DURABILITY




STAIN RESISTANT



HEAT RESISTANT



Schock – Materials

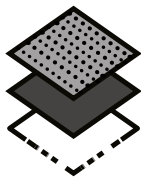


CRISTALITE⁺

Premium Lite

- Top-quality entry-premium positioning
- Large selection of models and colours


The mother of quartz composite sinks



CRISTADUR[®]

Top Premium

- Premium colour range with shimmering effects
- Patented, silky-smooth matt finish with dirt repellent effect



GREEN LINE

Top Premium + Sustainable

- The most sustainable quartz composite sink from Schock
- 99% natural, renewable or recycled raw materials

Available in intense, ceramic-style pure white or jet black matt.



Schock Signus D200B



Scan the QR Code for Signus Range on our website

Schock Signus D100 CRISTADUR®

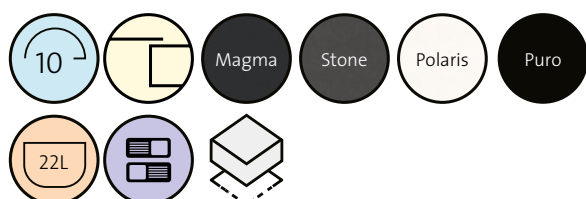
Overall sink size
L 860mm x W 500mm

Bowl depth
195mm

Min cabinet size
450mm

NOTE

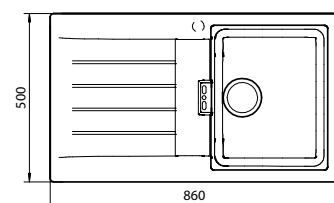
L Indicates left bowl positioning.
R Indicates right bowl positioning



Code No.

D100BL / D100BR Magma
D100SL / D100SR Stone
D100WL / D100WR Polaris
D100PL / D100PR Puro

Recommended Tap
TINKD-B



Optional accessories (see fold out page)

01 02 23 46 50 51 60 67 69 73

Schock Signus D200 CRISTADUR®

Overall sink size
L 1160mm x W 500mm

Bowl depth
S 170mm / L 195mm

Min cabinet size
800mm

NOTE

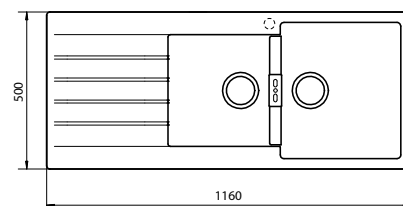
L Indicates left bowl positioning.
R Indicates right bowl positioning



Code No.

D200BL / D200BR Magma
D200SL / D200SR Stone
D200WL / D200WR Polaris
D200PL / D200PR Puro

Recommended Tap LUZ



Optional accessories (see fold out page)


01 02 03 50 51 60 67 69 71 73 79

Schock Signus N-100XLY CRISTADUR®

Overall sink size
L 790mm x W 454mm

Bowl depth
195mm

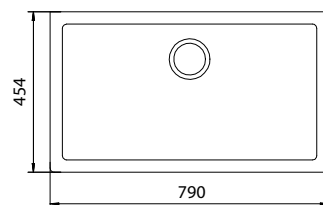
Min cabinet size
900mm



Code No.

N-100XLYB Magma
N-100XLYS Stone
N-100XLYW Polaris
N-100XLYP Puro

Recommended Tap TINKD-W



Optional accessories (see fold out page)

01 02 50 51 54 60 63 83

Schock Signus N-100XL CRISTADUR®

Overall sink size
L 790mm x W 500mm

Bowl depth
195mm

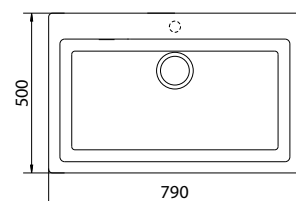
Min cabinet size
800mm



Code No.

N-100XLB Magma
N-100XLS Stone
N-100XLW Polaris
N-100XLP Puro

Recommended Tap 400728



Optional accessories (see fold out page)

01 02 23 50 51 54 63 83



Schock Soho N120B

Scan the QR Code for Soho Range on our website

Schock Soho N100S CRISTADUR®

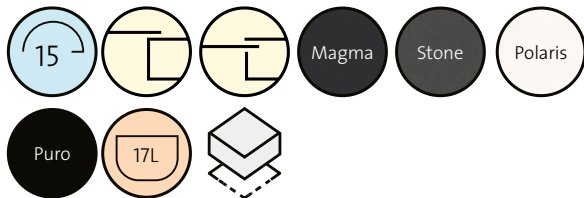
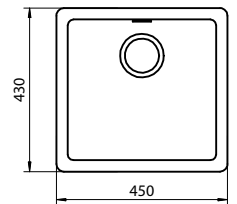
Overall sink size
L 450mm x W 430mm

Bowl depth
200mm

Min cabinet size
500mm

Code No.
N100SB Magma
N100SS Stone
N100SW Polaris
N100SP Puro

Recommended Tap
3K4



Optional accessories (see fold out page)

01 03 44 68

Schock Soho N120 CRISTADUR®

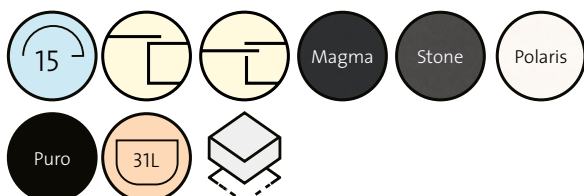
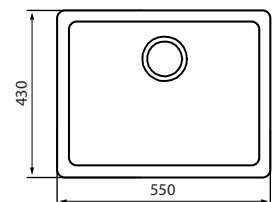
Overall sink size
L 550mm x W 430mm

Bowl depth
200mm

Min cabinet size
600mm

Code No.
N120B Magma
N120S Stone
N120W Polaris
N120P Puro

Recommended Tap
TINKD-W



Optional accessories (see fold out page)

01 02 50 51 63




Schock Horizont N200UW

Scan the QR Code for Horizont Range on our website

Schock Horizont N200U CRISTADUR®

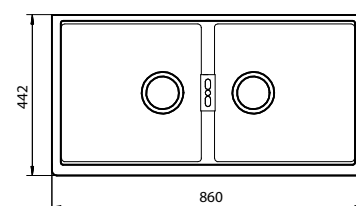
Overall sink size
L 860mm x W 442mm

Bowl depth S 195mm/ L 195mm Min cabinet size 900mm



Code No.
N200UB Magma
N200US Stone
N200UW Polaris
N200UP Puro

Recommended Tap
LUZ




Optional accessories (see fold out page)

01 03 48

Schock Horizont N200 CRISTADUR®

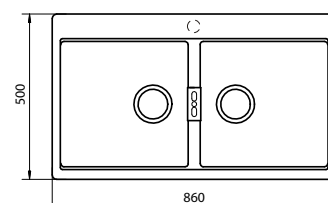
Overall sink size
L 860mm x W 500mm

Bowl depth S 195mm/ L 195mm Min cabinet size 900mm



Code No.
N200B Magma
N200S Stone
N200W Polaris
N200P Puro

Recommended Tap
400728BN



Optional accessories (see fold out page)

01 03 23 71 84 85

Schock Typos TN200 Undermount CRISTALITE⁺

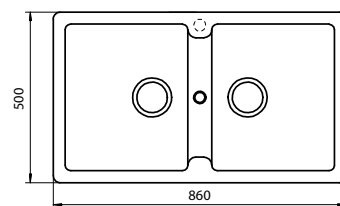
Overall sink size
L 860mm x W 500mm

Bowl depth
S 200mm / L 200mm

Min cabinet size
900mm

Code No.
TN200B-NTH Onyx
TN200W-NTH Alpina
TN200C-NTH Concrete
TN200CR-NTH Croma
TN200N-NTH Nero

Recommended Tap
400710C



Optional accessories (see fold out page)

01 02 23 50 51 67 69 72 79

Schock Virtus VN-100XS CRISTALITE⁺

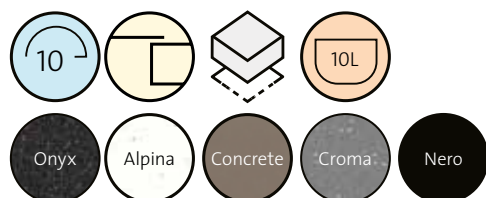
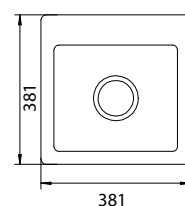
Overall sink size
L 381mm x W 381mm

Bowl depth
126mm

Min cabinet size
450mm

Code No.
VN-100XSB Onyx
VN-100XSW Alpina
VN-100XSC Concrete
VN-100XSCR Croma
VN-100XSN Nero

Recommended Tap
KTA011-BR



Optional accessories (see fold out page)

50 51

Schock Virtus VN-100XL CRISTALITE⁺

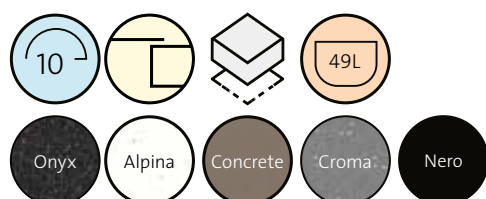
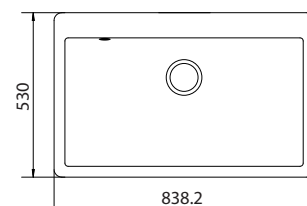
Overall sink size
L 838mm x W 530mm

Bowl depth
240mm

Min cabinet size
900mm

Code No.
VN-100XLB Onyx
VN-100XLW Alpina
VN-100XLC Concrete
VN-100XLCR Croma
VN-100XLN Nero

Recommended Tap
LUZ-BC



Optional accessories (see fold out page)

01 02 50 51 63

Schock Typos TN200 Topmount* CRISTALITE⁺

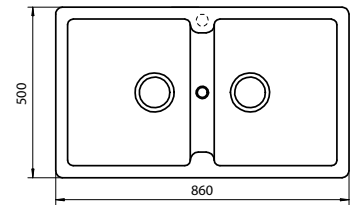

Overall sink size
L 860mm x W 500mm

Bowl depth
S 200mm / L 200mm

Min cabinet size
900mm

Code No.
TN200B Onyx
TN200W Alpina
TN200C Concrete
TN200CR Croma
TN200N Nero

Recommended Tap
400710CR



Optional accessories (see fold out page)

01 02 23 50 51 67 69 72 79

Schock Typos TD100* CRISTALITE⁺

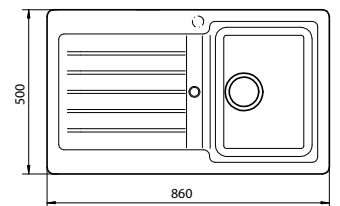
Overall sink size
L 860mm x W 500mm

Bowl depth
200mm

Min cabinet size
400mm

Code No.
TD100BL / TD100BR Onyx
TD100WL / TD100WR Alpina
TD100CL / TD100CRH Concrete
TD100CRL / TD100CRR Croma
TD100NL / TD100NR Nero

Recommended Tap
400710A



NOTE
L Indicates left bowl positioning.
R Indicates right bowl positioning



Optional accessories (see fold out page)

01 02 23 50 51 73

Schock Typos TD200* CRISTALITE⁺

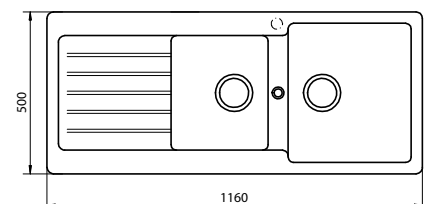
Overall sink size
L 1160mm x W 500mm

Bowl depth
S 200mm / L 200mm

Min cabinet size
800mm

Code No.
TD200BL / TD200BR Onyx
TD200WL / TD200WR Alpina
TD200CL / TD200CRH Concrete
TD200CRL / TD200CRR Croma
TD200NL / TD200NR Nero

Recommended Tap
KTA011-B



NOTE
L Indicates left bowl positioning.
R Indicates right bowl positioning



Optional accessories (see fold out page)

01 02 23 50 51 73 79



Schock Quadro Single Bowl (QN100SCR)



Scan the QR Code for Quadro
Range on our website

Schock Quadro QN-150

CRISTALITE⁺

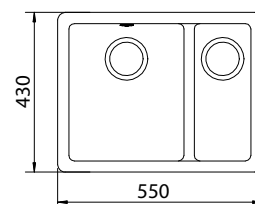
Overall sink size
L 550mm x W 430mm

Bowl depth
S 130mm/ L 200mm

Min cabinet size
600mm

Code No.
QN-150B Onyx
QN-150W Alpina
QN-150C Concrete
QN-150CR Croma
QN-150N Nero

Recommended Tap
SK5-AV



Included accessories

Optional accessories (see fold out page)

03 44 50 51 63 68 79 83

Schock Quadro QN-100

CRISTALITE⁺

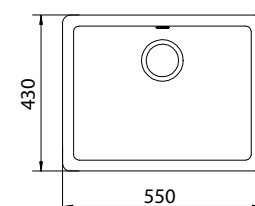
Overall sink size
L 550mm x W 430mm

Bowl depth
200mm

Min cabinet size
600mm

Code No.
QN-100B Onyx
QN-100W Alpina
QN-100C Concrete
QN-100CR Croma
QN-100N Nero

Recommended Tap
400710B



Included accessories

Optional accessories (see fold out page)

01 02 03 44 50 51 63 68 83

Schock Quadro QN-100S

CRISTALITE⁺

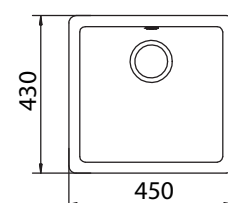
Overall sink size
L 450mm x W 430mm

Bowl depth
200mm

Min cabinet size
500mm

Code No.
QN-100SB Onyx
QN-100SW Alpina
QN-100SC Concrete
QN-100SCR Croma
QN-100SN Nero

Recommended Tap
400710CR



Included accessories

Optional accessories (see fold out page)

01 03 44 50 51 63 68 83



Schock Kiruna Extra Large Single Bowl (KN-100XLD)

Scan the QR Code for Kiruna
Range on our website

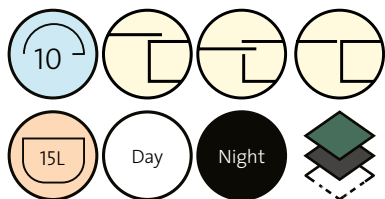
Schock KIRUNA N-100

GREEN LINE

Overall sink size
L 456mm x W 456mm

Bowl depth
5180mm

Min cabinet size
500mm

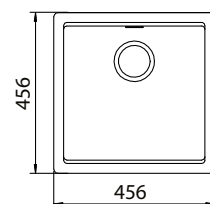


Code No.
KN-100D Day
KN-100NT Night

Recommended Tap
LUZ-B



NEW



Optional accessories (see fold out page)

68 83 84 85

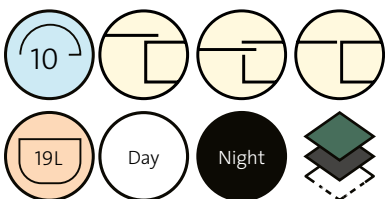
Schock KIRUNA N-100L

GREEN LINE

Overall sink size
L 556mm x W 456mm

Bowl depth
180mm

Min cabinet size
600mm

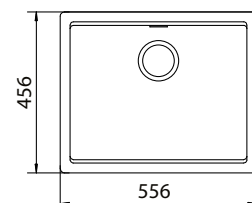


Code No.
KN-100LD Day
KN-100LNT Night

Recommended Tap
TINKD-W



NEW



Optional accessories (see fold out page)

68 83 84 85

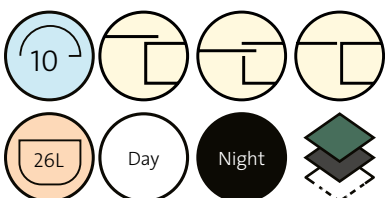
Schock KIRUNA N-100XL

GREEN LINE

Overall sink size
L 756mm x W 456mm

Bowl depth
180mm

Min cabinet size
800mm

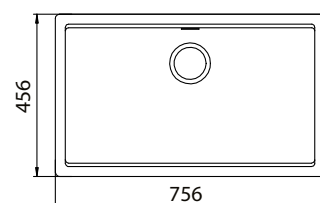


Code No.
KN-100XLD Day
KN-100XLNT Night

Recommended Tap
LUZ-1B



NEW



Optional accessories (see fold out page)

68 83 84 85



Schock Kallio One & One Third Bowl (KM-175D)



Scan the QR Code for Kallio
Range on our website

Kallio

The numerous premium features inherent in CRISTADUR® are now joined by an innovative world first: CRISTADUR® Green Line sinks are ~99% made from natural, renewable or recycled raw materials and can themselves be recycled in a closed cycle at the end of their product life. Genuinely Sustainable. Genuinely Premium

 **GREEN LINE**

Schock Kallio M-100 **GREEN LINE**

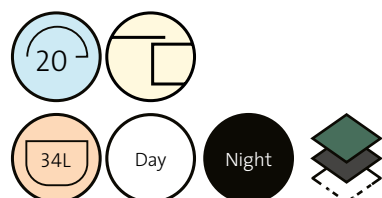
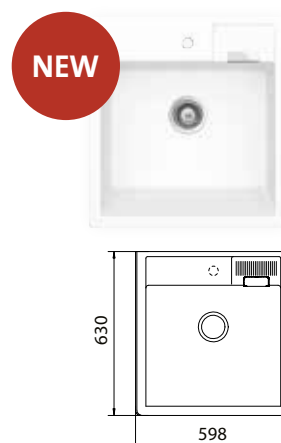
Overall sink size
L598mm x W 630mm

Bowl depth
220mm

Min cabinet size
600mm

Code No.
KM-100D Day
KM-100NT Night

Recommended Tap
TINKD-W



Optional accessories (see fold out page)

60

Schock Kallio M-175 **GREEN LINE**

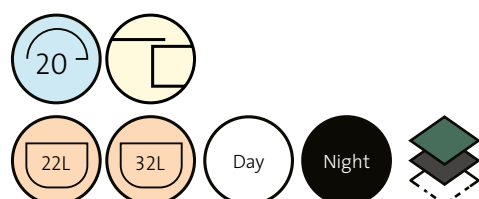
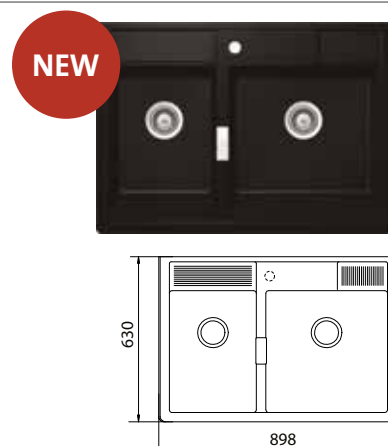
Overall sink size
L898mm x W 630mm

Bowl depth
220mm

Min cabinet size
900mm

Code No.
KM-175D Day
KM-175NT Night

Recommended Tap
TINKD-B



Optional accessories (see fold out page)

60

A piece of history and prestige

Over the course of history, France has become synonymous with rich culture and strong heritage which is embodied through the spirit of Chambord. The desire for beautiful French craftsmanship is expressed through each product, from design to manufacturing and from raw materials to the finished product. Chambord have been using the same techniques, precision and price since 1896. Bringing their product into your kitchen, you are bring a piece of history and prestige.

These kitchen sinks are made with ceramic, which is an ideal material for the kitchen. It's easy to clean, insensitive to temerature and effortlessly hygienic.



Chambord Sink Collections



MANUFACTURED IN EUROPE



FRENCH
CRAFTSMANSHIP



MADE FROM FIRECLAY



EASY TO CLEAN



INSENSITIVE TO TEMPERATURE



Chambord LeGrande III (LEGRANDE-3W) with Armando Vicario Provincial Exposed Breech Set (400160BN)



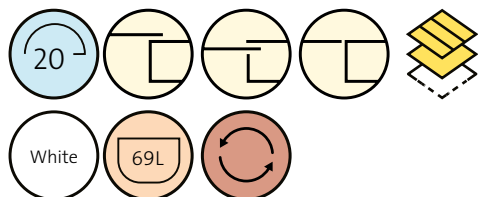
Scan the QR Code for LeGrande Range on our website

Chambord LeGrande I Reversible

Overall sink size
L 762 x W 460mm

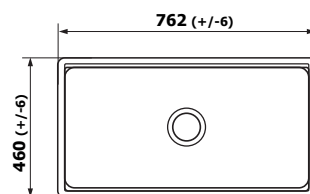
Bowl depth
258mm

Min cabinet size
Due to +/- 2% dimension variations. Please wait to receive the sink before making the cabinet.



Code No.
LEGRANDE-1W

Recommended Tap
400728BN



Included accessories
Optional accessories (see fold out page)

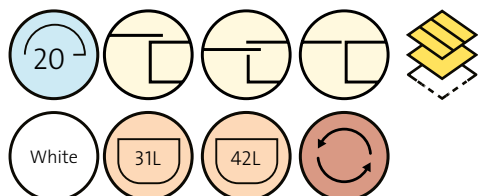
01 02 77 78

Chambord LeGrande II Reversible

Overall sink size
L 838mm x W 460mm

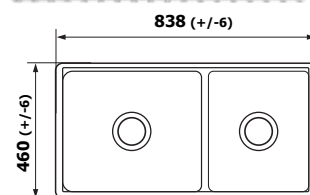
Bowl depth
258mm

Min cabinet size
Due to +/- 2% dimension variations. Please wait to receive the sink before making the cabinet.



Code No.
LEGRANDE-2W

Recommended Tap
400160



Included accessories
Optional accessories (see fold out page)

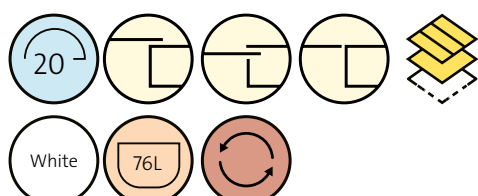
01 02 77 78

Chambord LeGrande III Reversible

Overall sink size
L 838mm x W 460mm

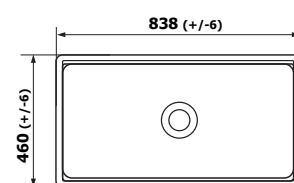
Bowl depth
258mm

Min cabinet size
Due to +/- 2% dimension variations. Please wait to receive the sink before making the cabinet.



Code No.
LEGRANDE-3W

Recommended Tap
400073BR



Included accessories
Optional accessories (see fold out page)

01 02 77 78



Chambord HENRI-3W with Armando Vicario Provincial Single Lever Kitchen Mixer (400674BN)

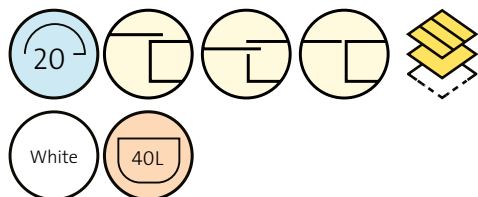
Scan the QR Code for Henri
Range on our website

Chambord Henri 1W

Overall sink size
L 595 x W 470mm

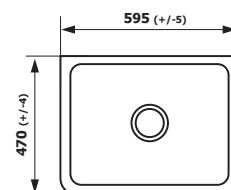
Bowl depth
220mm

Min cabinet size
Due to +/- 2% dimension variations. Please wait to receive the sink before making the cabinet.



Code No.
HENRI-1W

Recommended Tap
PALAIS-BN



Optional accessories (see fold out page)

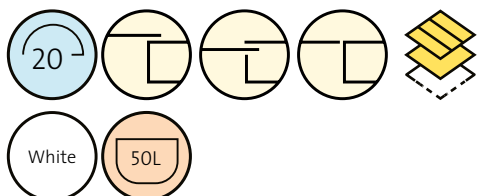
01 02 77 78

Chambord Henri 2W

Overall sink size
L 795mm x W 470mm

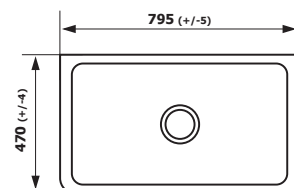
Bowl depth
220mm

Min cabinet size
Due to +/- 2% dimension variations. Please wait to receive the sink before making the cabinet.



Code No.
HENRI-2W

Recommended Tap
2050C



Optional accessories (see fold out page)

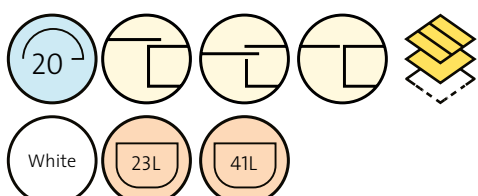
01 02 77 78

Chambord Henri 3W

Overall sink size
L 997mm x W 470mm

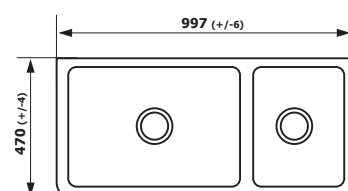
Bowl depth
S 220mm / L 220mm

Min cabinet size
Due to +/- 2% dimension variations. Please wait to receive the sink before making the cabinet.



Code No.
HENRI-3W

Recommended Tap
400674BN



Optional accessories (see fold out page)

01 02 77 78



Chambord Louis 1W (LOUIS-1W) with Armando Vicario Palais Kitchen Mixer (PALAIS)



Scan the QR Code for Philippe
Range on our website



Scan the QR Code for Louis
Range on our website

Chambord Louis 1W

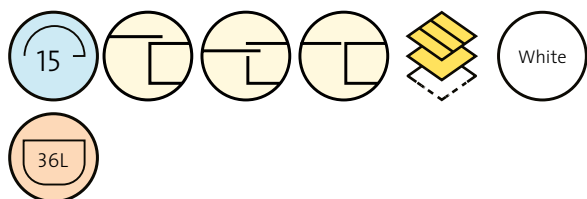
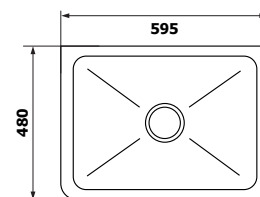
Overall sink size
L 595mm x W 480mm

Bowl depth
220mm

Min cabinet size
Due to +/- 2% dimension variations. Please wait to receive the sink before making the cabinet.

Code No.
LOUIS-1W

Recommended Tap
PALAIS



Note
Back of sink is not fully glazed

Optional accessories (see fold out page)

01 02 77 78

Chambord Louis 2W

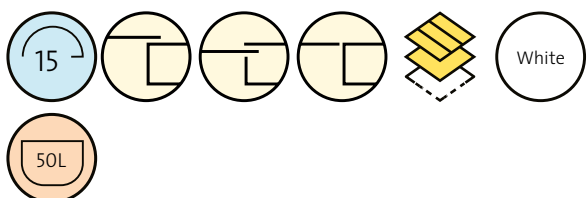
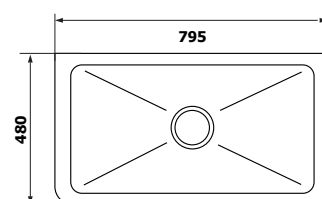
Overall sink size
L 795mm x W 480mm

Bowl depth
220mm

Min cabinet size
Due to +/- 2% dimension variations. Please wait to receive the sink before making the cabinet.

Code No.
LOUIS-2W

Recommended Tap
400728NBR



Note
Back of sink is not fully glazed

Optional accessories (see fold out page)

01 02 73 78

Chambord Philippe II Fireclay

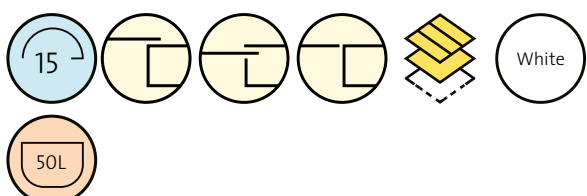
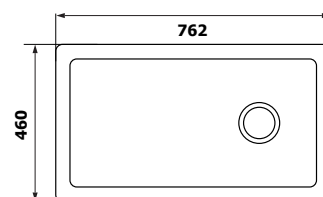
Overall sink size
L 762mm x W 460mm

Bowl depth
250mm

Min cabinet size
Due to +/- 2% dimension variations. Please wait to receive the sink before making the cabinet.

Code No.
PHILIPPE-2W

Recommended Tap
2050BR



Note
Made to Order

Optional accessories (see fold out page)

01 02 73 78



Chambord Clotaire Double Bowl Sink (CLOTAIRE-2W) with Armando Vicario Provincial Single Lever Kitchen Mixer(400674BN)

Scan the QR Code for Clotaire Range on our website

Chambord Clotaire 1W

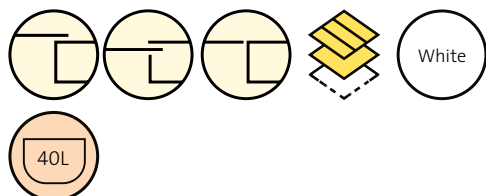
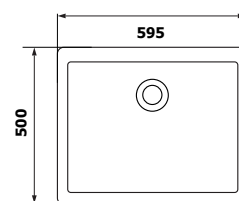
Overall sink size
L 595mm x W 500mm

Bowl depth
200mm

Min cabinet size
Due to +/- 2% dimension variations. Please wait to receive the sink before making the cabinet.

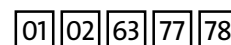
Code No.
CLOTAIRE-1W

Recommended Tap
400674BN



Note
Back of sink is not fully glazed

Optional accessories (see fold out page)



Chambord Clotaire 2W*

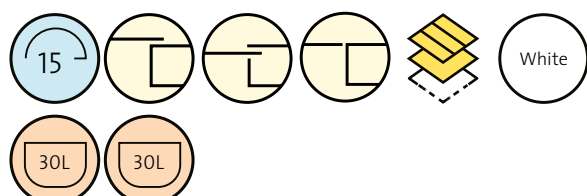
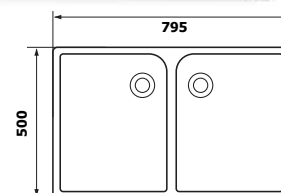
Overall sink size
L 795mm x W 500mm

Bowl depth
S 220mm / L 220mm

Min cabinet size
Due to +/- 2% dimension variations. Please wait to receive the sink before making the cabinet.

Code No.
CLOTAIRE-2W

Recommended Tap
400073BR



Note
Back of sink is not fully glazed

Top Hole can be drilled by installer

Optional accessories (see fold out page)

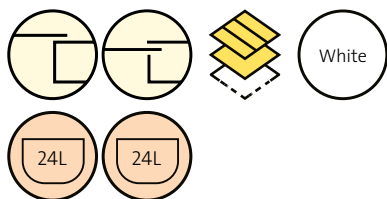


Chambord Charles 1W

Overall sink size
L 1003mm x W 470mm


Bowl depth
265mm

Min cabinet size
Due to +/- 2% dimension variations. Please wait to receive the sink before making the cabinet.



Code No.
CHARLES-1W

Recommended Tap
400073BR

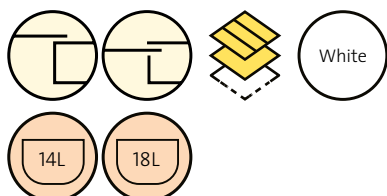


Chambord Charles 2W

Overall sink size
L 914mm x W 460mm


Bowl depth
254mm

Min cabinet size
Due to +/- 2% dimension variations. Please wait to receive the sink before making the cabinet.



Code No.
CHARLES-2W

Recommended Tap
400160BN



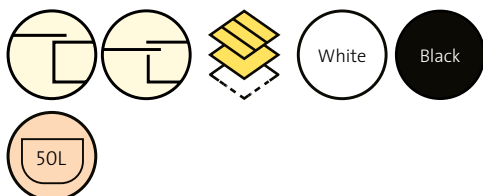
Note
Top Hole can be drilled

Chambord Constance 3W

Overall sink size
L 610mm x W 460mm

Bowl depth
254mm

Min cabinet size
Due to +/- 2% dimension variations. Please wait to receive the sink before making the cabinet.



Code No.
CONSTANCE-3W White
CONSTANCE-3B Black*

Recommended Tap
2050C



Note
*Black finish
is order in only

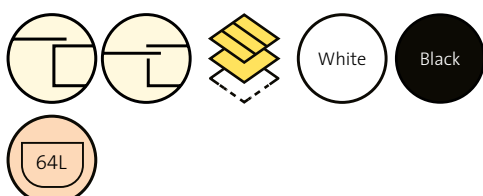


Chambord Constance 4W

Overall sink size
L 760mm x W 457mm

Bowl depth
254mm

Min cabinet size
Due to +/- 2% dimension variations. Please wait to receive the sink before making the cabinet.



Code No.
CONSTANCE-4W White
CONSTANCE-4B Black*

Recommended Tap
400674BN



Note
*Black finish
is order in only



Award-winning design and functionality

Barazza are an Italian artisan brand that crafts a selection of ultra-premium kitchen fittings and fixtures. Known for their use of high quality stainless steel and luxurious Italian design principles, Abey Barazza products are guaranteed to elevate the design of any Australian kitchen.

Their extensive range features stainless steel sinks that are all made with the same attention to detail and obsession with quality. Explore the full range of Italian designed Abey Barazza products here.

BARAZZA
Abey^{au}



Barazza Sink Collections



SINK MANUFACTURE




MADE IN ITALY
FOR OVER 40 YEARS



ONLY USE HIGH QUALITY
STAINLESS STEEL



BESPOKE DESIGNS



INNOVATIVE



Barazza R15 Double Bowl Sink (1X942I)

Scan the QR Code for R15 Range on our website

Barazza R15 Single Bowl

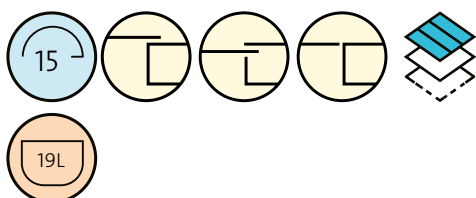
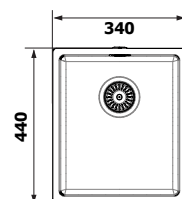
Code No.
1X3440I

Overall sink size
L 340mm x W 440mm

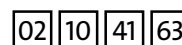
Bowl depth
195mm

Min cabinet size
400mm

Recommended Tap
SK5-AV-B



Optional accessories (see fold out page)



Barazza R15 Single Bowl

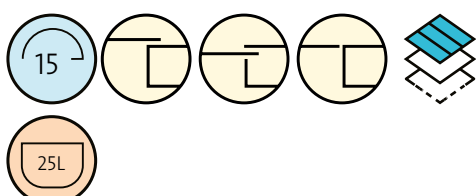
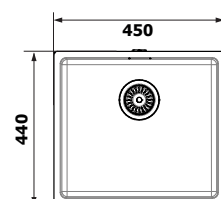
Code No.
1X4540I

Overall sink size
L 450mm x W 440mm

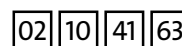
Bowl depth
195mm

Min cabinet size
500mm

Recommended Tap
KTA030-BR



Optional accessories (see fold out page)



Barazza R15 Large Bowl

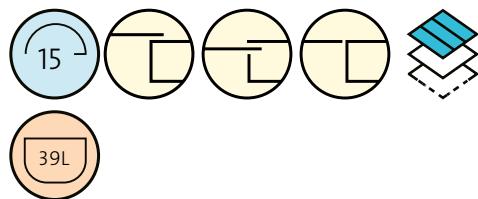
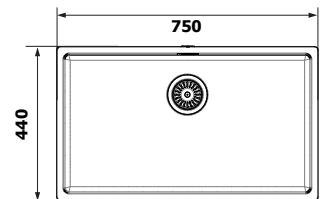
Overall sink size
L 750mm x W 440mm

Bowl depth
195mm

Min cabinet size
800mm

Code No.
1X7040I

Recommended Tap
KTA037-BR



Optional accessories (see fold out page)

02 10 41 63

Barazza R15 Double Bowl

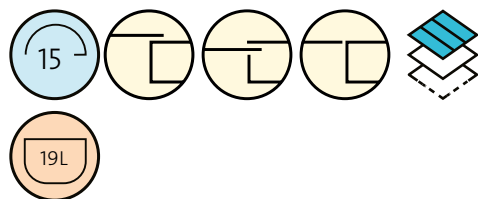
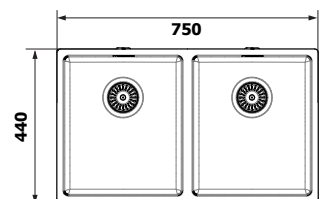
Overall sink size
L 750mm x W 440mm

Bowl depth
195mm

Min cabinet size
800mm

Code No.
1X842I

Recommended Tap
LUZ-BC



Optional accessories (see fold out page)

02 10 41 63

Barazza R15 Double Bowl

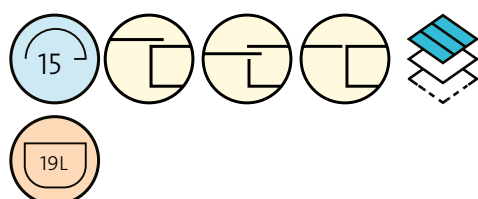
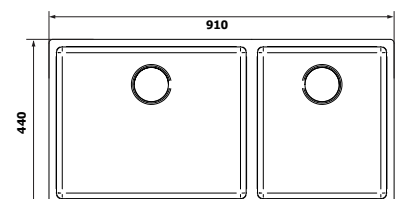
Overall sink size
L 910mm x W 440mm

Bowl depth
200mm

Min cabinet size
1000mm


Code No.
1X942I

Recommended Tap
KTA030-BR



Optional accessories (see fold out page)

02 10 41 63



Barazza Select 100

Code No.
1ISX100L
1ISX100R

NEW

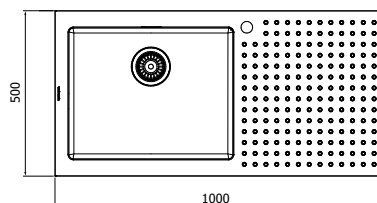


Overall sink size
L1000mm x W500mm

Bowl depth
195mm

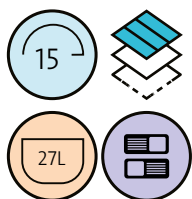
Min cabinet size
400mm

Recommended Tap
400710



NOTE

L Indicates left bowl positioning.
R Indicates right bowl positioning



Optional accessories (see fold out page)

01 23

Barazza Select 120

Code No.
1ISX120L
1ISX120R

NEW

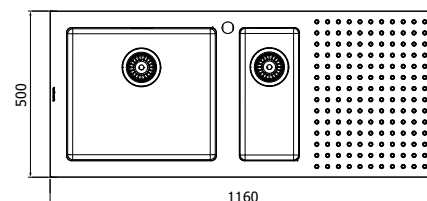


Overall sink size
L1160mm x W500mm

Bowl depth
S 140mm / L 195mm

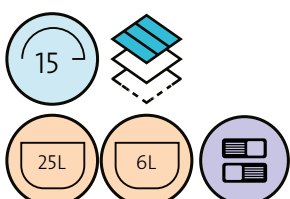
Min cabinet size
500mm

Recommended Tap
SK5-AV



NOTE

L Indicates left bowl positioning.
R Indicates right bowl positioning



Optional accessories (see fold out page)

01 23

Barazza Flexi

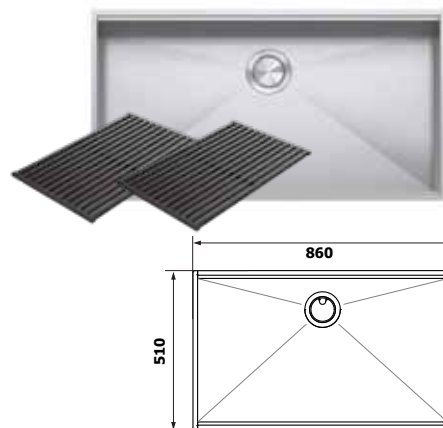
Overall sink size
L 860mm x W 510mm

Bowl depth
215mm

Min cabinet size
900mm

Code No.
1QA841IK

Recommended Tap
LUZ-B

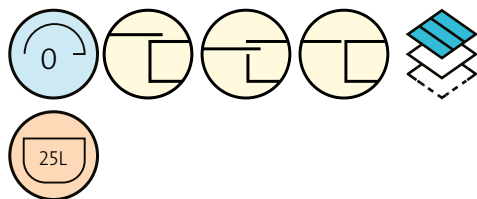


Included accessories



Optional accessories (see fold out page)

02 10 41 63



Barazza Easy 100

Overall sink size
L860mm x W 500mm

Bowl depth
215mm

Min cabinet size
500mm

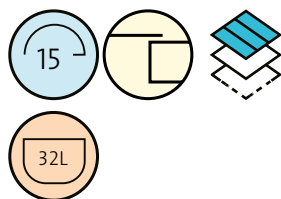
Code No.
EASY100L
EASY100R

Recommended Tap
3K6



Optional accessories (see fold out page)

02 23 40



Barazza Easy 200

Overall sink size
L 1160mm x W 500mm

Bowl depth
S 215mm / L 215mm

Min cabinet size
1000mm

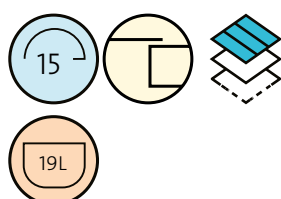
Code No.
EASY200L
EASY200R

Recommended Tap
LUZ-1BC



Optional accessories (see fold out page)

02 23 40



Abey Australia – Largest range of kitchen and laundry sinks in Australia

Designed and manufactured to the world's highest quality specifications, the Abey Kitchen Collection offers inspirational, stylish and timeless products, and brings the latest in design and technology to Australia from around the world.

The Abey range is a result of consistent and on-going product development with a focus on innovation and quality. Part of our offering is the largest range of kitchen sinkware and tapware in Australia.

Abey^{AU}



Abey Sink Collections




OUR OWN BRANDED PRODUCTS
FOR OVER 40 YEARS



MANUFACTURED TO THE HIGHEST WORLD
QUALITY SPECIFICATIONS



INSPIRATIONAL DESIGNS



STYLISH AND TIMELESS



LARGEST RANGE OF KITCHEN &
LAUNDRY SINKS IN AUSTRALIA



Abey Montego Double Bowl Sink (MOA360D) with Lucia Side Lever Sink Mixer (3K2)

Scan the QR Code for Montego
Range on our website

Abey Montego 360 Single Bowl

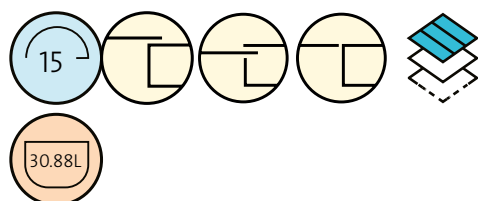
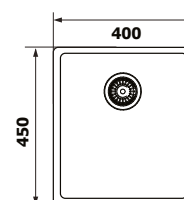
Overall sink size
L 400mm x W 450mm

Bowl depth
210mm

Min cabinet size
500mm

Code No.
MOA360

Recommended Tap
KTA037-BR



Optional accessories (see fold out page)

02 62 63 64 80 81 82

Abey Montego 360D Double Bowl

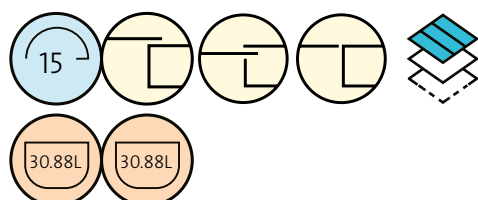
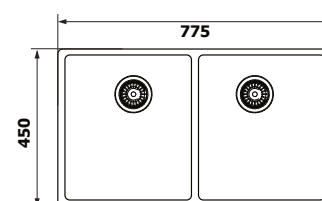
Overall sink size
L 775mm x W 450mm

Bowl depth
210mm

Min cabinet size
900mm

Code No.
MOA360D

Recommended Tap
KTA037-BR



Optional accessories (see fold out page)

02 62 63 64 80 81 82

Abey Montego 420D One & Three Quarter Bowl

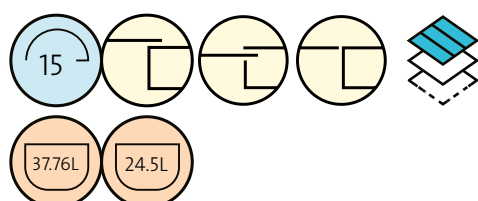
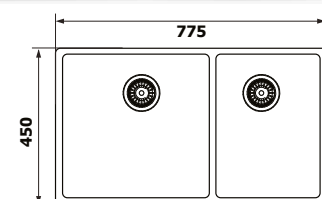
Overall sink size
L 775mm x W 450mm

Bowl depth
S 200mm / L 220mm

Min cabinet size
900mm

Code No.
MOA420D

Recommended Tap
KTA037-BR



Optional accessories (see fold out page)

02 62 63 64 80 81 82



Abey Lucia One & one Third Bowl 190 (LUA190)

Scan the QR Code for Lucia Range on our website

Abey Lucia 100 Single Bowl

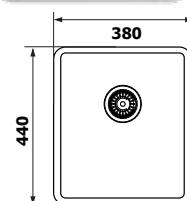
Overall sink size
L 380mm x W 440mm

Bowl depth
200mm

Min cabinet size
500mm

Code No.
LUA100

Recommended Tap
KTA014-BR

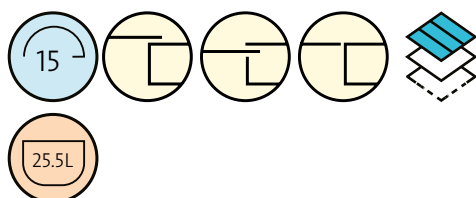


Included accessories



Optional accessories (see fold out page)

02 10 32 45 63 65 76



Abey Lucia 130 Large Single Bowl

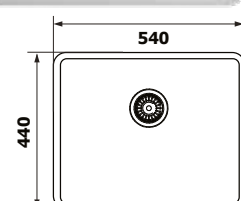
Overall sink size
L 540mm x W 440mm

Bowl depth
210mm

Min cabinet size
600mm

Code No.
LUA130

Recommended Tap
KTA014-BR

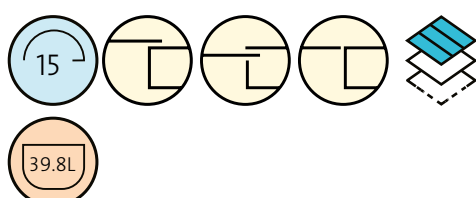


Included accessories



Optional accessories (see fold out page)

02 10 32 45 63 65 76



Abey Lucia 190* One & One Third Bowl

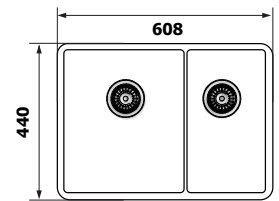
Overall sink size
L 608mm x W 440mm

Bowl depth
S 160mm / L 200mm

Min cabinet size
700mm

Code No.
LUA190

Recommended Tap
KTA014-BR

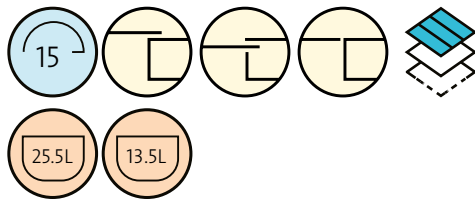


Included accessories



Optional accessories (see fold out page)

02 10 32 45 63 65 76



Abey Lucia 200* Double Bowl

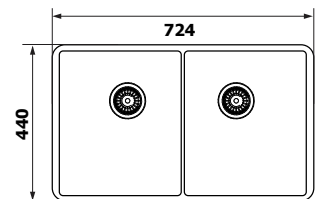
Overall sink size
L 724mm x W 440mm

Bowl depth
200mm

Min cabinet size
800mm

Code No.
LUA200

Recommended Tap
KTA014-BR

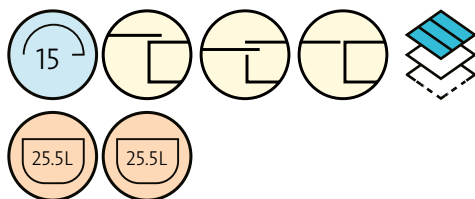


Included accessories



Optional accessories (see fold out page)

02 10 32 45 63 65 76



Abey Lucia 221* One & Three Quarter

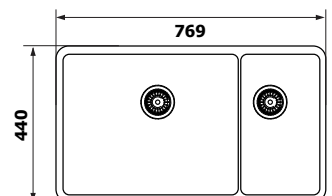

Overall sink size
L 769mm x W 440mm

Bowl depth
S 160mm / L 210mm

Min cabinet size
800mm

Code No.
LUA221

Recommended Tap
KTA014-BR

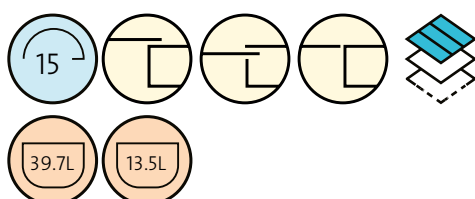


Included accessories



Optional accessories (see fold out page)

02 10 32 45 63 65 76





Abey Lago Sink (NL200) with Gareth Ashton 304 Gooseneck Kitchen Mixer with Dual Spray Pull Out Function (KTA037-BR)

Scan the QR Code for Lago Range on our website

Abey Lago NL100 Single Bowl

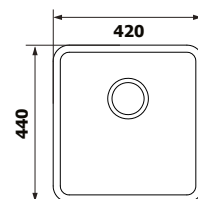
Overall sink size
L 420mm x W 440mm

Bowl depth
200mm

Min cabinet size
500mm

Code No.
NL100

Recommended Tap
KTA045-BR

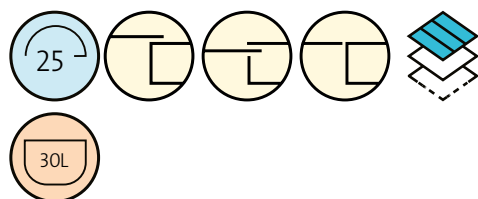


Included accessories



Optional accessories (see fold out page)

02 13 25 26 76



Abey Lago NL180 One & One Third Bowl

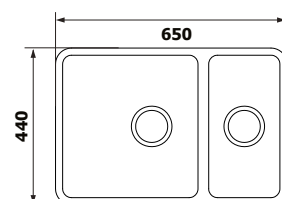
Overall sink size
L 650mm x W 440mm

Bowl depth
S 160mm / L 200mm

Min cabinet size
700mm

Code No.
NL180

Recommended Tap
KTA045-BR

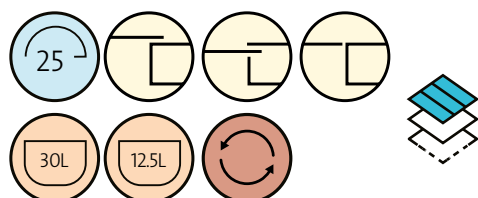


Included accessories



Optional accessories (see fold out page)

02 13 25 26 76



Abey Lago NL200 Double Bowl*

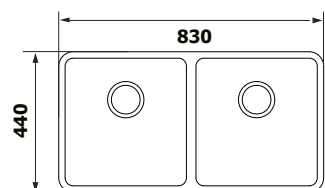
Overall sink size
L 830mm x W 440mm

Bowl depth
200mm

Min cabinet size
900mm

Code No.
NL200

Recommended Tap
KTA045-BR

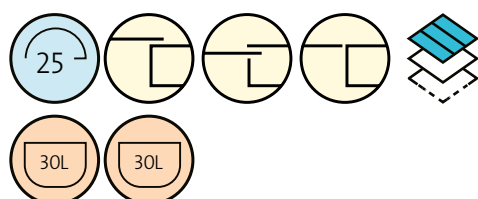


Included accessories



Optional accessories (see fold out page)

02 13 25 26 76





Lugano One & Three Quarter Bowl (ST460DU) with Luz Pull Out Kitchen Mixer (LUZ)

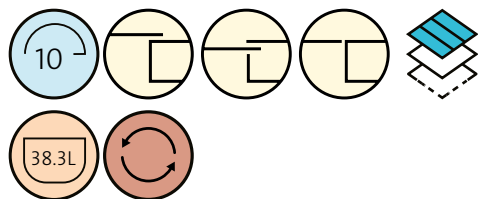
Scan the QR Code for Lugano Range on our website

Abey Lugano 460SU Single Bowl

Overall sink size
L 960mm x W 440mm

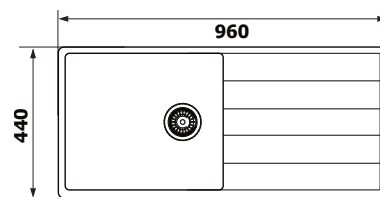
Bowl depth
210mm

Min cabinet size
600mm



Code No.
ST460SU

Recommended Tap
KTA030-BR



Note
The drainer is flat,
not wavy

Optional accessories (see fold out page)

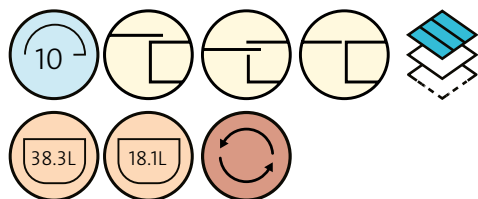
02 07 23 24 40 63 76

Abey Lugano 460DU One & Three Quarter Bowl

Overall sink size
L 1160mm x W 440mm

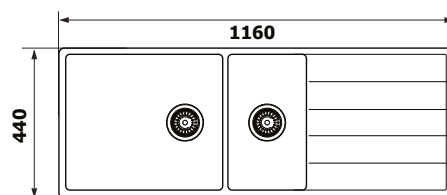
Bowl depth
S 190mm / L 210mm

Min cabinet size
900mm



Code No.
ST460DU

Recommended Tap
LUZ



Note
The drainer is flat,
not wavy

Optional accessories (see fold out page)

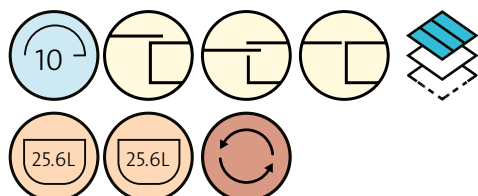
02 07 23 24 40 63 76

Abey Lugano 340DU Double Bowl

Overall sink size
L 1160mm x W 440mm

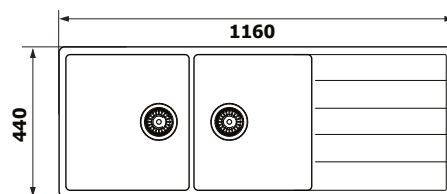
Bowl depth
190mm

Min cabinet size
800mm



Code No.
ST340DU

Recommended Tap
KTA030-BR



Note
The drainer is flat,
not wavy

Optional accessories (see fold out page)

02 07 23 24 40 63 76



Abey Piazza One & Three Quarter Bowl (CR500DG)

Scan the QR Code for Piazza Range on our website

Abey Piazza 340 Square Bowl

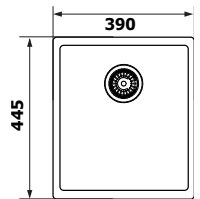
Code No.
CR340B
CR340CO
CR340G

Overall sink size
L 390mm x W 445mm

Bowl depth
200mm

Min cabinet size
500mm

Recommended Tap
KTA014-BP

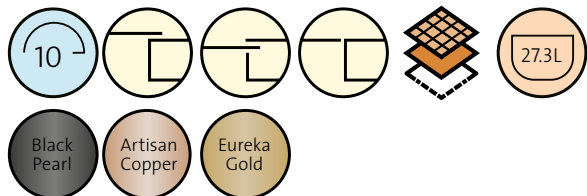


Included accessories



Optional accessories (see fold out page)

24 65 70



Abey Piazza 500 Single Bowl

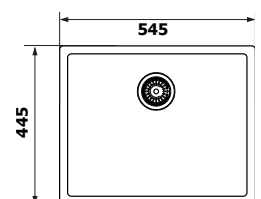
Code No.
CR500B
CR500CO
CR500G

Overall sink size
L 545mm x W 445mm

Bowl depth
200mm

Min cabinet size
600mm

Recommended Tap
KTA014-G

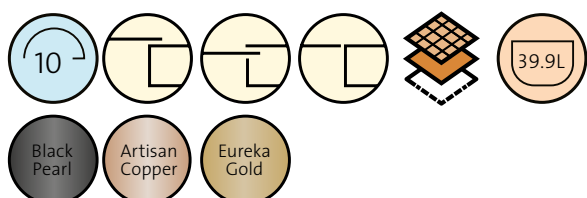


Included accessories



Optional accessories (see fold out page)

24 65 70

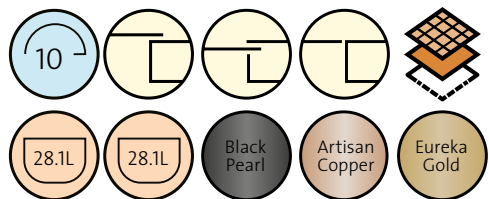


Abey Piazza 340D Double Square Bowl

Overall sink size
L 758mm x W 445mm

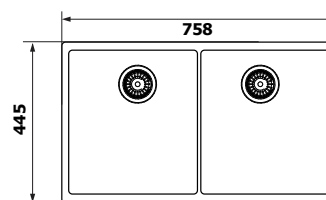
Bowl depth
200mm

Min cabinet size
800mm



Code No.
CR340DB
CR340DCO
CR340DG

Recommended Tap
KTA014-CO



Included accessories



Optional accessories (see fold out page)

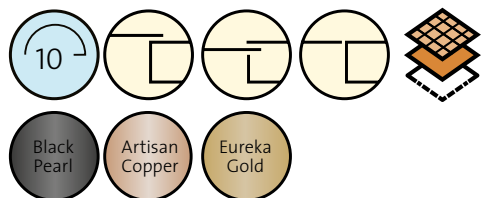
24 65 70

Abey Piazza 720 Single Square Bowl

Overall sink size
L 770mm x W 445mm

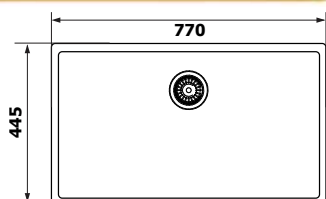
Bowl depth
200mm

Min cabinet size
900mm



Code No.
CR720B
CR720CO
CR720G

Recommended Tap
KTA014-G



Included accessories



Optional accessories (see fold out page)

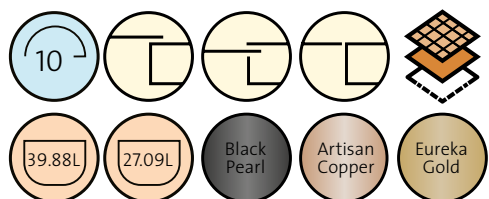
24 65 70

Abey Piazza 500D One & Three Quarter Square Bowl

Overall sink size
L 889mm x W 445mm

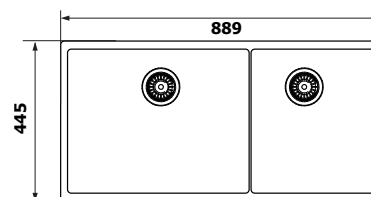
Bowl depth
200mm

Min cabinet size
1000mm



Code No.
CR500DB
CR500DCO
CR500DG

Recommended Tap
KTA014-BP



Included accessories



Optional accessories (see fold out page)

24 65 70



Abey Piazza Square Single Bowl (CR720)



Scan the QR Code for Piazza Range on our website

Abey Piazza 340 Square Bowl

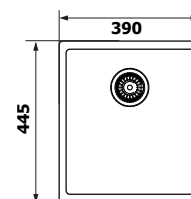
Overall sink size
L 390mm x W 445mm

Bowl depth
200mm

Min cabinet size
500mm

Code No.
CR340

Recommended Tap
KTA014-BR

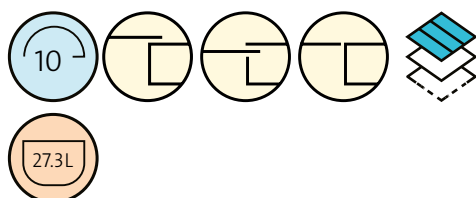


Included accessories



Optional accessories (see fold out page)

02 10 24 40 56 63 65 76



Abey Piazza 540 Single Bowl

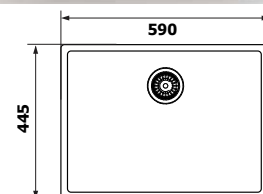
Overall sink size
L 590mm x W 445mm

Bowl depth
200mm

Min cabinet size
700mm

Code No.
CR540

Recommended Tap
KTA014-BR

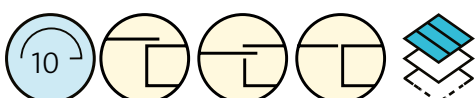


Included accessories



Optional accessories (see fold out page)

02 10 24 40 56 63 65 76



Abey Piazza 340D Double Square Bowl

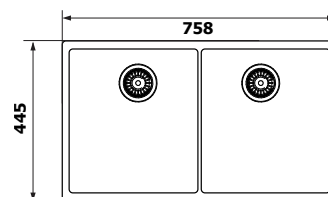
Overall sink size
L 758mm x W 445mm

Bowl depth
200mm

Min cabinet size
800mm

Code No.
CR340D

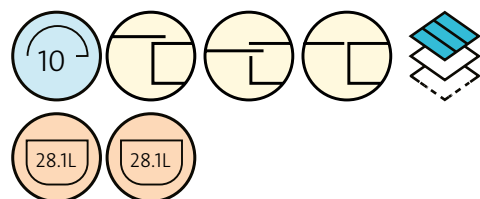
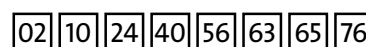
Recommended Tap
KTA014-BR



Included accessories



Optional accessories (see fold out page)



Abey Piazza 720 Single Square Bowl


Overall sink size
L 770mm x W 445mm

Bowl depth
200mm

Min cabinet size
900mm

Code No.
CR720

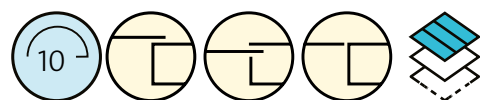
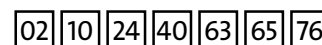
Recommended Tap
KTA014-BR



Included accessories



Optional accessories (see fold out page)



Abey Piazza 500D One & Three Quarter Square Bowl

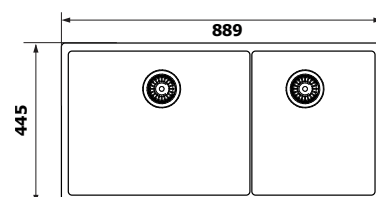
Overall sink size
L 889mm x W 445mm

Bowl depth
200mm

Min cabinet size
1000mm

Code No.
CR500D

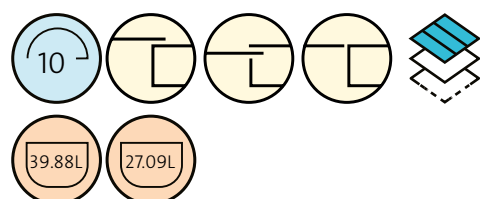
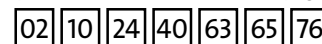
Recommended Tap
KTA014-BR



Included accessories



Optional accessories (see fold out page)





Entry One & Three Quarter Bowl (EN175L) with Gareth Ashton Lucia Pull Out Spray (SK5-2)



Scan the QR Code for Entry
Range on our website

Abey Entry 100 Single Bowl

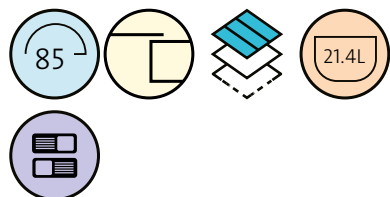
Overall sink size
L 840mm x W 480mm

Bowl depth
165mm

Min cabinet size
500mm

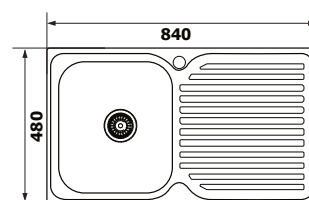
NOTE

L Indicates left bowl positioning.
R Indicates right bowl positioning



Code No.
EN100L
EN100R

Recommended Tap
MK2



Optional accessories (see fold out page)

01 08 28

Abey Entry 175 One & Three Quarter Bowl

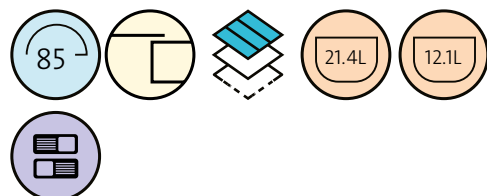
Overall sink size
L 1080mm x W 480mm

Bowl depth
S 160mm / L 165mm

Min cabinet size
700mm

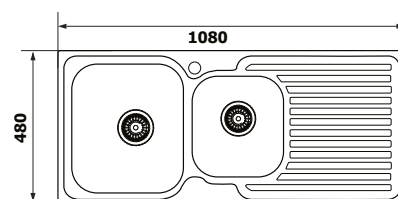
NOTE

L Indicates left bowl positioning.
R Indicates right bowl positioning



Code No.
EN175L
EN175R

Recommended Tap
MPOS M



Optional accessories (see fold out page)

01 08 28

Abey Entry 200 Double Bowl

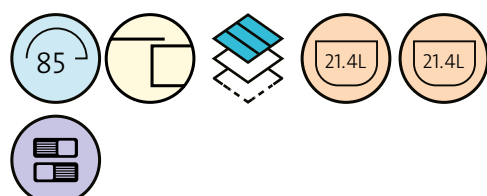
Overall sink size
L 1140mm x W 480mm

Bowl depth
165mm

Min cabinet size
800mm

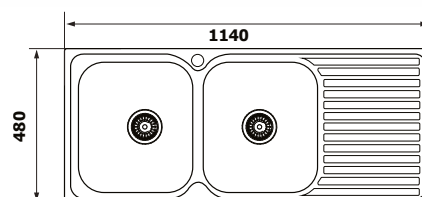
NOTE

L Indicates left bowl positioning.
R Indicates right bowl positioning



Code No.
EN200L
EN200R

Recommended Tap
SK5-2



Optional accessories (see fold out page)

01 08 28



Abey Bar Sink (BS1CO) with Gareth Ashton Goose Neck Bar Sink Mixer (BTA014-CO)

Scan the QR Code for Bar Sink Range on our website

Abey Bar Sink BS1

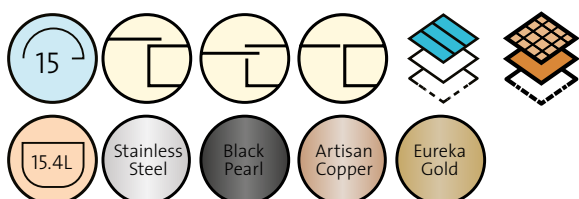
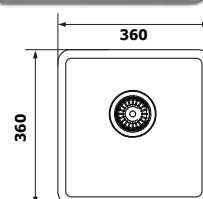
Overall sink size
L 360mm x W 360mm

Bowl depth
160mm

Min cabinet size
450mm

Code No.
BS1 Stainless Steel
BS1B Black Pearl
BS1CO Artisan Copper
BS1G Eureka Gold

Recommended Tap
BTA014-BP



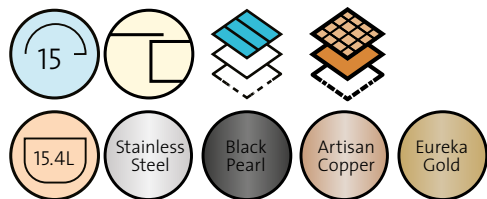
Note
Includes Overflow

Abey Bar Sink BS2

Overall sink size
L 370mm x W 450mm

Bowl depth
160mm

Min cabinet size
450mm

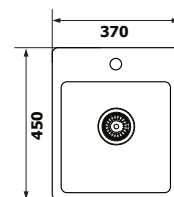


Code No.
BS2 Stainless Steel
BS2B Black Pearl
BS2CO Artisan Copper
BS2G Eureka Gold

Recommended Tap
BTA014-CO



Note
Includes Overflow

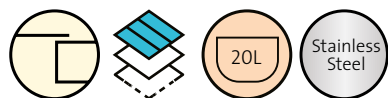


Abey The Yarra PR6

Overall sink size
450mm Round

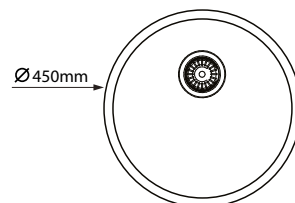
Bowl depth
190mm

Min cabinet size
400mm



Code No.
PR6

Recommended Tap
MPOS M

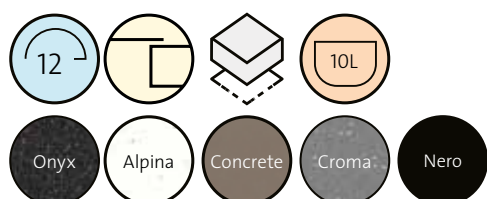


Schock Virtus VN-100XS CRISTALITE®

Overall sink size
L 381mm x W 381mm

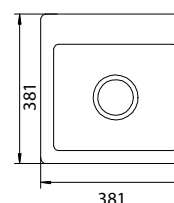
Bowl depth
126mm

Min cabinet size
450mm



Code No.
VN-100XSB Onyx
VN-100XSW Alpina
VN-100XSC Concrete
VN-100XSCR Croma
VN-100XSN Nero

Recommended Tap
TINKD-W



Optional accessories (see fold out page)

50 51

Abey Australia – 316 Marine Grade Stainless Steel

An Alfresco area would not be complete without a Sink and Kitchen Mixer that can stand up to the elements. Abey has created a range of 316 Marine Grade Stainless Steel Sinks and Kitchen Mixers which are functional as well as inspirational.

Marine Grade Stainless Steel 316, due to the presence of molybdenum, is considerably more resistant to corrosive environments than the standard 304 stainless you will find in many indoor kitchen sinks and tapware. Marine Grade 316 is appropriate and suitable for sea water environments, coastal and marine applications. Because of its greater resistance to oxidation, it is the only choice for an alfresco area.

Abey^{AU}



Abey 316 Marine Grade Collection



OUR OWN BRANDED PRODUCTS
FOR OVER 40 YEARS



COASTAL ENVIRONMENT



DURABLE IN
ALL WEATHER



316 MARINE GRADE STEEL



Abey 316 Stainless Steel Alfresco Large Bowl Sink (FRA540), 316 Stainless Steel Drain Tray (DTA18-316) with 316 Stainless Steel Pull Out Kitchen Mixer (KTA037-316-BR)



Scan the QR Code for Alfresco Range on our website

Abey 316 Stainless Steel Alfresco 340 Single Bowl Sink*

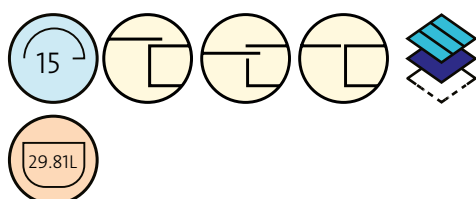
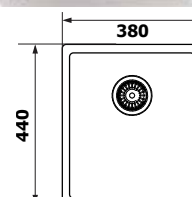
Overall sink size
L 380mm x W 440mm

Bowl depth
200mm

Min cabinet size
500mm

Code No.
FRA340

Recommended Tap
517000



Optional accessories (see fold out page)

59

Abey 316 Stainless Steel Alfresco 540 Large Bowl Sink*

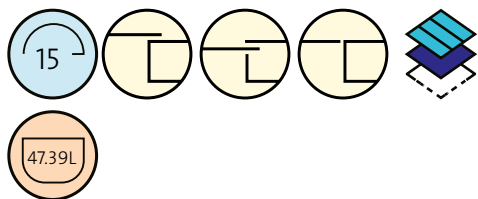
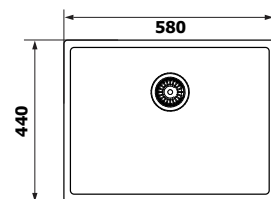
Overall sink size
L 580mm x W 440mm

Bowl depth
220mm

Min cabinet size
700mm

Code No.
FRA540

Recommended Tap
KTA037-316-BR



Optional accessories (see fold out page)

59

Abey 316 Stainless Steel Alfresco 700 Large Bowl Sink*

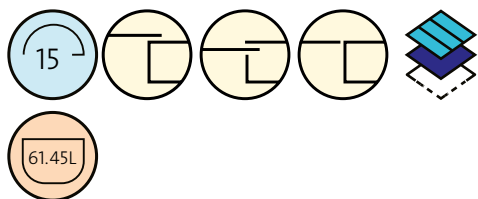
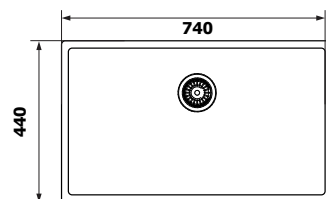
Overall sink size
L 740mm x W 440mm

Bowl depth
230mm

Min cabinet size
800mm

Code No.
FRA700

Recommended Tap
KTA030-316-BR



Optional accessories (see fold out page)

59

Abey 316 Stainless Steel Alfresco 400D Sink*

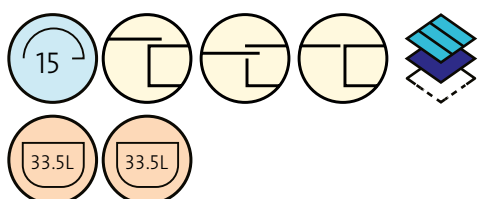
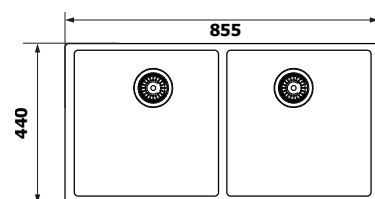
Overall sink size
L 855mm x W 440mm

Bowl depth
210mm

Min cabinet size
950mm

Code No.
FRA400D

Recommended Tap
528006



Optional accessories (see fold out page)

59



Abey Alfresco Party Sink 620 (FRAP620) with Armando Vicario Patio Pull Out Mixer (400727)

Scan the QR Code for Alfresco Party Range on our website



Alfresco Party

The Alfresco Party is the latest evolution of Abey's Prep-Stations range. This Party Prep-Station is the perfect centrepiece for home cocktail parties.

The sink is thermally insulated and kitted with an ice bucket, a double bottle holder, and 2 Fibre-Rock® covers/boards.



Manufactured from 316 Stainless Steel, it is the perfect addition to an outdoor alfresco area.



ALFRESCO

Abey 316 Stainless Steel Alfresco 320 Party Sink

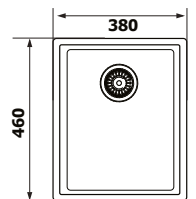
Overall sink size
L 380mm x W 460mm

Bowl depth
200mm

Min cabinet size
500mm

Code No.
FRAP320

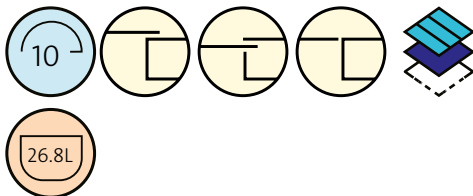
Recommended Tap
KTA037-316-BR



Included accessories



Optional accessories (see fold out page)



Abey 316 Stainless Steel Alfresco 620 Party Sink


Overall sink size
L 660mm x W 250mm

Bowl depth
200mm

Min cabinet size
700mm

Code No.
FRAP620

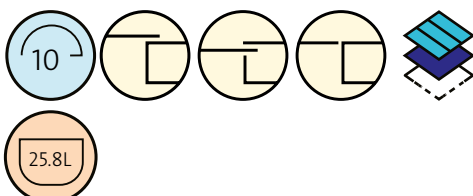
Recommended Tap
400727



Included accessories



Optional accessories (see fold out page)





Abey Alfresco Sink 700 (FRA700) with Abey 316 Stainless Steel Pull Out Dual Spray Function Mixer (KTA037-316-BR)

Abey
**316 Stainless Steel
Conos Pro Mixer**

Code No.
528006

5 Star, 6L/min
Wels Registration #T33133



Abey
**316 Stainless Steel
Laios Mixer**

Code No.
517000


4 Star, 6.5L/min
Wels Registration #T33135



Abey
**316 Stainless Steel
Laios Pull Out Mixer**

Code No.
517120

5 Star, 6L/min
Wels Registration #T33134



Abey
**316 Stainless Steel
Pull Out Dual Spray
Function Mixer**

Code No.
KTA037-316-BR

5 Star, 5L/min
Wels Registration #T36679




Abey
**316 Stainless Steel
Pull Out Mixer**

Code No.
KTA030-316-BR

4 Star, 6L/min
Wels Registration #T 36246

NEW




Abey
**316 Stainless Steel
Pull Out Dual
Spray Mixer**

Code No.
KTA014-316-BR

4 Star, 6L/min
Wels Registration #T36022

NEW



Armando Vicario
**316 Stainless Steel
Patio Pull Out Mixer**

Code No.
400727

5 Star, 5L/min
Wels Registration #T40664
Made in Italy





Schock Signus Sink (N-100XLY) with Gareth Ashton Lucia Mixer (3K4-BB)

Scan the QR Code for Laundry Sink Range on our website



Choose your Laundry Sink Guide

When selecting a laundry sink, requirements may include:

Depth This is relevant for the washing and soaking of items. The general depth of a laundry tub is 250mm.

Litreage This refers to the volume of water the bowl can hold: 'standard' laundry tubs are 45lts.

Bypass This is used in top loader washing machines where the water flow from the machine feeds through a cut out in the tub back to the plumbing.

Overflow This is found on the side wall of the tub and provides peace of mind in case the tub is over filled as the water flows through the overflow into the plumbing.

Design Similar to sinks, laundry tubs can come in either rolled or micro edges.

Configuration Careful consideration of the configuration of the laundry tub should be considered before ordering to ensure that the tap hole position is located on the correct side.

Abey Laundry The Leichardt LSV45

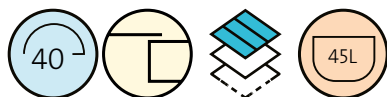
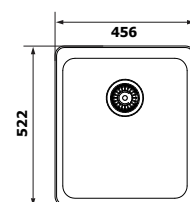
Overall sink size
L 456mm x W 522mm

Bowl depth
250mm

Min cabinet size
600mm

Code No.
LSV45U

Recommended Tap
SK5-AV



Abey Laundry The Leichardt LTS45UX

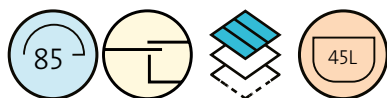
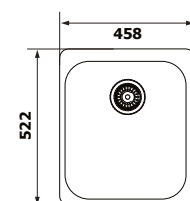
Overall sink size
L 458mm x W 509mm

Bowl depth
250mm

Min cabinet size
600mm

Code No.
LTSV45UX
LTSV45UB (with overflow)

Recommended Tap
3K4



Abey Laundry The Double Leichardt LT45D

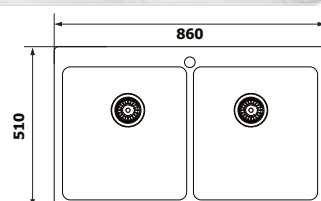
Overall sink size
L 860mm x W 510mm

Bowl depth
260mm

Min cabinet size
900mm

Code No.
LT45DB (with overflow
& taphole)

Recommended Tap
6K1

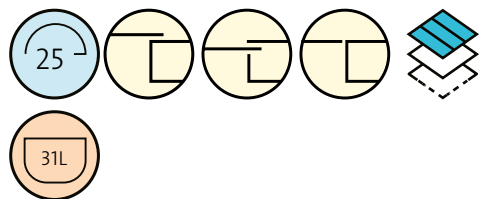


Abey Laundry LT100

Overall sink size
L 390mm x W 450mm

Bowl depth
230mm

Min cabinet size
500mm



Code No.
LT100
Includes overflow

Recommended Tap
SK5-AV

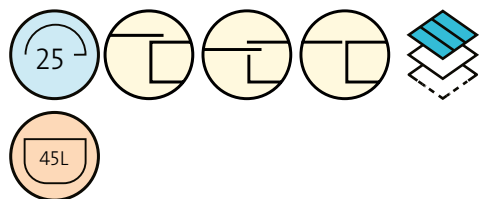


Abey Laundry LT110

Overall sink size
L 410mm x W 450mm

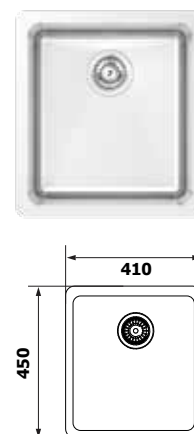
Bowl depth
250mm

Min cabinet size
500mm



Code No.
LT110
Includes overflow

Recommended Tap
6K1

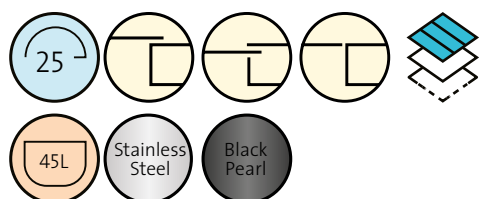


Abey Laundry LT120

Overall sink size
L 470mm x W 450mm


Bowl depth
250mm

Min cabinet size
500mm



Code No.
LT120 (with overflow)
LT120B BLACK PEARL
(with overflow)

Recommended Tap
SK5-AV



Abey Laundry The Lodden PR45

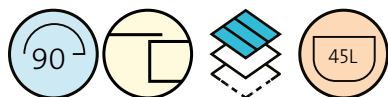
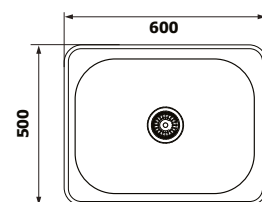
Overall sink size
L 600mm x W 500mm

Bowl depth
250mm

Min cabinet size
700mm

Code No.
PR45
PR45A (with bypass)
PR45B (with overflow)
PR45C (with bypass & overflow)

Recommended Tap
MPOS M



Abey Laundry The Hunter HL100

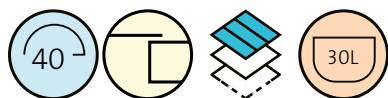
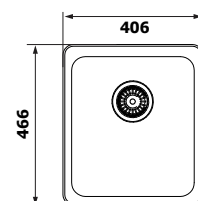
Overall sink size
L 406mm x W 466mm

Bowl depth
200mm

Min cabinet size
500mm

Code No.
HL100

Recommended Tap
MALIBU P



Abey Laundry The Latrobe LT70

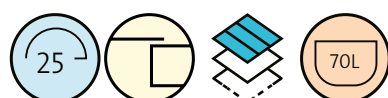
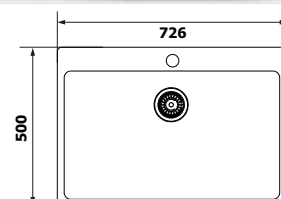
Overall sink size
L 726mm x W 500mm

Bowl depth
260mm

Min cabinet size
800mm

Code No.
LT70B (with overflow)
LT70C (with bypass & overflow)

Recommended Tap
SK5-AV



Abey Laundry Laundry Sink with Dual Bypass LK30A

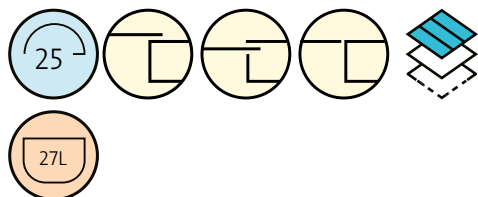
Overall sink size
L 406mm x W 494mm

Bowl depth
200mm

Min cabinet size
600mm

Code No.
LK30A

Recommended Tap
3K4



Abey Laundry Laundry Sink with Dual Bypass LK45A

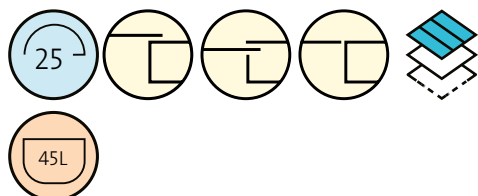
Overall sink size
L 456mm x W 545mm

Bowl depth
200mm

Min cabinet size
600mm

Code No.
LK45A

Recommended Tap
MALIBUQ



Schock Virtus VN-100XL CRISTALITE®

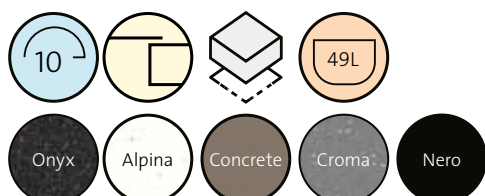
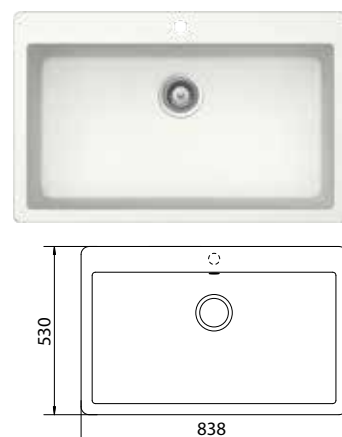
Overall sink size
L 838mm x W 530mm

Bowl depth
240mm

Min cabinet size
900mm

Code No.
VN-100XLB Onyx
VN-100XLW Alpina
VN-100XLC Concrete
VN-100XLCR Croma
VN-100XLN Nero

Recommended Tap
3K4



Optional accessories (see fold out page)

01 02 50 51 63

Abey Australia – Sink & Tap Packages

Australia designs, as well as Italian collections. Abey's quality sink packages include our popular sink designs, your choice of kitchen mixer as well as accessories such as our chopping board and drainer tray.

Abey^{AU}



Abey Packages Collection



Schock Package Typos TD100 with Pull Out Mixer



Inset
L 860mm x W 500mm

NOTE
L Indicates left bowl positioning.
R Indicates right bowl positioning.



**TD100T2BL/
TD100T2BR**

Includes sink
and ISA pull
out mixer
in Onyx



**TD100T2CRL/
TD100T2CRR**

Includes sink
and ISA pull
out mixer
in Croma



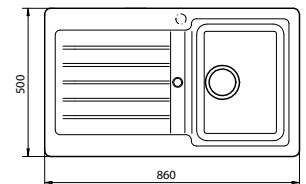
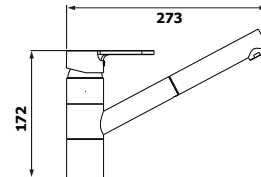
**TD100T2CL/
TD100T2CRH**

Includes sink
and ISA pull
out mixer
in Concrete



**TD100T2WL/
TD100T2WR**

Includes sink
and ISA pull
out mixer
in Alpina



Schock Package Typos TD200 with Pull Out Mixer



Inset
L 1160mm x W 500mm

NOTE
L Indicates left bowl positioning.
R Indicates right bowl positioning.



**TD200T2BL/
TD200T2BR**

Includes sink
and ISA pull
out mixer
in Onyx



**TD200T2CRL/
TD200T2CRR**

Includes sink
and ISA pull
out mixer
in Croma



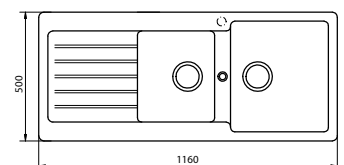
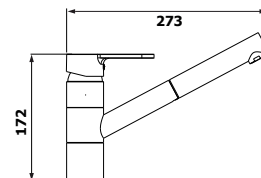
**TD200T2CL/
TD200T2CRH**

Includes sink
and ISA pull
out mixer
in Concrete




**TD200T2WL/
TD200T2WR**

Includes sink
and ISA pull
out mixer
in Alpina



Schock Package Typos TN200 with Pull Out Mixer



Inset
L 860mm x W 500mm

TN200T2B

Includes sink
and ISA pull
out mixer
in Onyx



TN200T2CR

Includes sink
and ISA pull
out mixer
in Croma



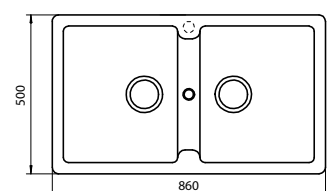
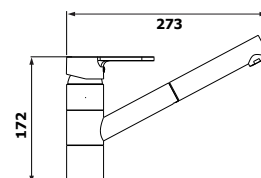
TN200T2C

Includes sink
and ISA pull
out mixer
in Concrete



TN200T2W

Includes sink
and ISA pull
out mixer
in Alpina





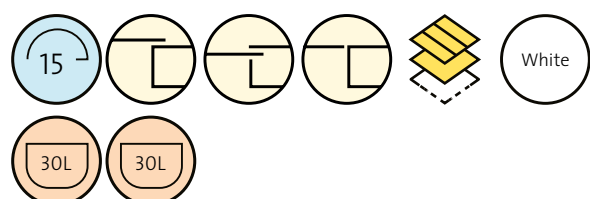
Chambord Package **Clotaire 2W**

Overall sink size
L 795mm x W 500mm

Bowl depth
220mm

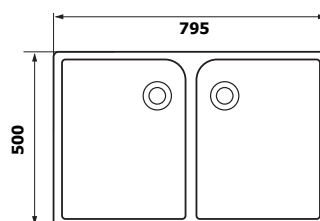
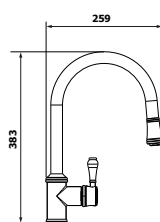
Note

Back of sink is not fully glazed
Tap Hole can be drilled



CLOTAIRE-2WT

Includes sink and
Provincial Pull Out
Mixer in Chrome



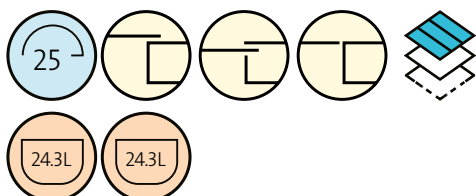


Abey Package Lago NL200

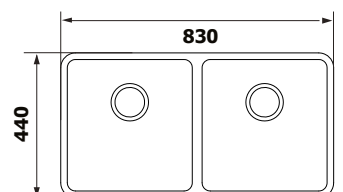
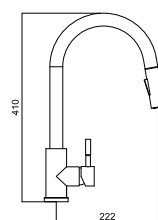
Overall sink size
L 830mm x W 440mm

Bowl depth
200mm

Min cabinet size
900mm



NL200T16
Includes sink,
drain tray with
KTA045-BR mixer

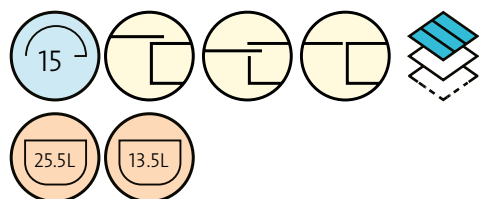


Abey Package Lucia 190

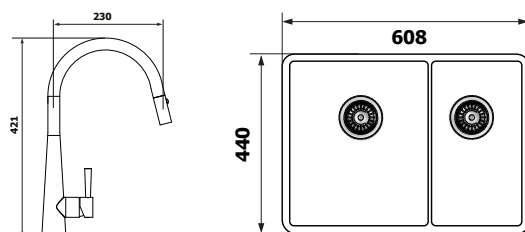
Overall sink size
L 608mm x W 440mm

Bowl depth
S 160mm / L 200mm

Min cabinet size
700mm



LUA190T14
Includes sink,
cutting board,
drainer tray with
KTA014-BR mixer

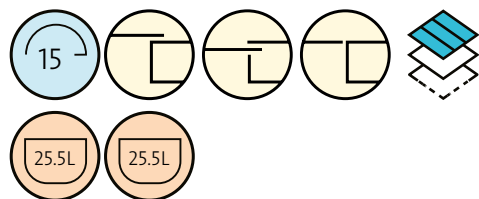


Abey Package Lucia 200

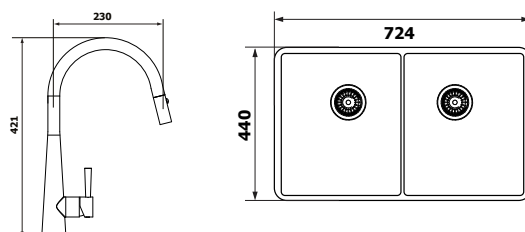
Overall sink size
L 724mm x W 440mm

Bowl depth
200mm

Min cabinet size
800mm



LUA200T14
Includes sink,
cutting board,
drainer tray with
KTA014-BR mixer

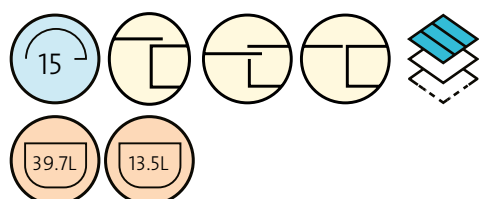


Abey Package Lucia 221

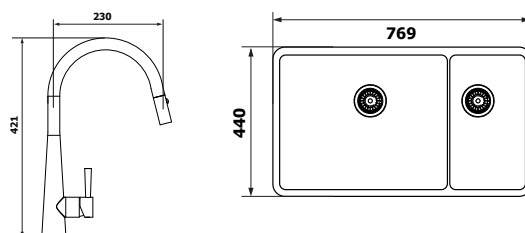
Overall sink size
L 769mm x W 440mm

Bowl depth
S 160mm / L 210mm

Min cabinet size
800mm



LUA221T14
Includes sink,
cutting board,
drainer tray with
KTA014-BR mixer



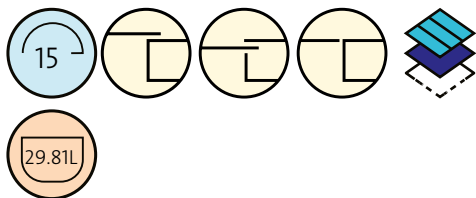
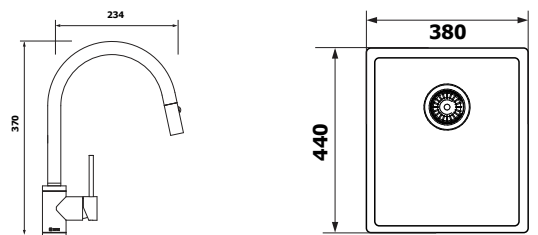
Abey Package 316 Stainless Steel Alfresco 340 Single Bowl Sink

Overall sink size
L 380mm x W 440mm

Bowl depth
200mm

Min cabinet size
500mm

FRA340T15
Includes sink,
drainer tray with
KTA037-316-BR
dual spray mixer



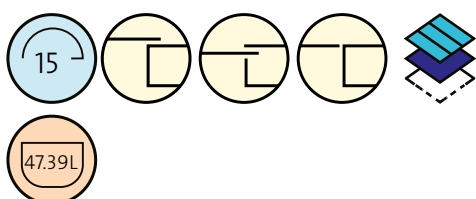
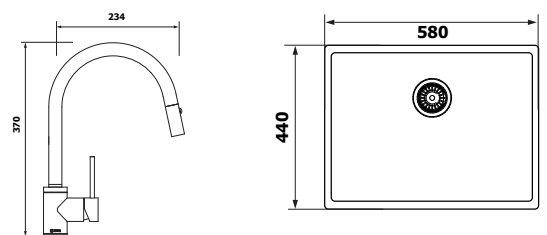
Abey Package 316 Stainless Steel Alfresco 540 Large Bowl Sink

Overall sink size
L 580mm x W 440mm

Bowl depth
220mm

Min cabinet size
700mm

FRA540T15
Includes sink,
drainer tray with
KTA037-316-BR
dual spray mixer



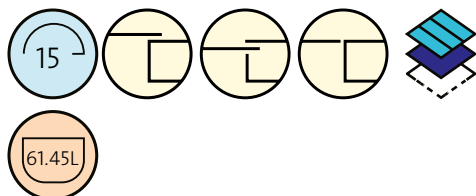
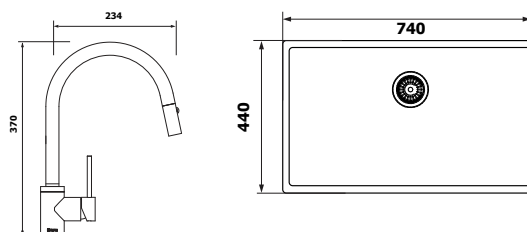
Abey Package 316 Stainless Steel Alfresco 700 Large Bowl Sink

Overall sink size
L 740mm x W 440mm

Bowl depth
230mm

Min cabinet size
800mm

FRA700T15
Includes sink,
drainer tray with
KTA037-316-BR
dual spray mixer



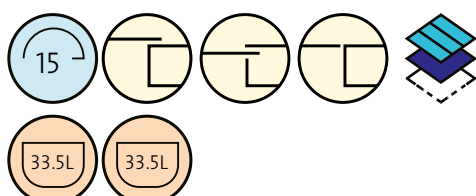
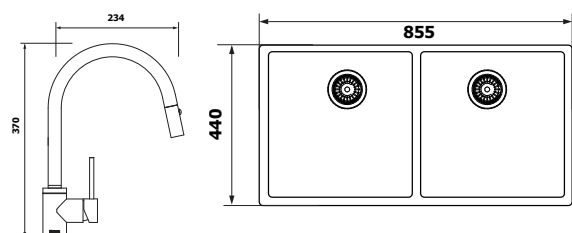

Abey 316 Stainless Steel Alfresco 400D Sink

Overall sink size
L 855mm x W 440mm

Bowl depth
210mm

Min cabinet size
800mm

FRA400DT15
Includes sink,
drainer tray with
KTA037-316-BR
dual spray mixer







Choosing the right mixer

When choosing a kitchen or laundry mixer, several factors need to be considered:

Functionality



Gooseneck mixer



Retractable pull-out



Dual spray mixer

Gooseneck mixers The high arch design provides more clearance. It makes it easier to fill large pots, pans and other containers. This is particularly useful if you have a deep sink or often handle large cookware.

Retractable mixers The retractable pull-out hose allows you to pull the spray head out from the mixer body, providing greater reach and flexibility. This makes it easier to rinse dishes, clean the sink and fill pots that are too large to fit under the fixed spout.

Dual spray mixers These have a spray function that is perfect for rinsing and cleaning foods.

Finish Choose a finish that matches or compliments your kitchen or laundry decor. Common finishes include chrome, brushed brass, brushed nickel and black. Abey has kitchen mixers that match with Abey's Schock and PVD Coloured Piazza Sink Collections.

Water Efficiency Check your WELS rating to ensure the mixer you choose is water efficient. The higher the WELS rating (out of 6), the more water efficient it is.

Quality All of Abey's kitchen and laundry mixers come with a comprehensive warranty. The componentry within our mixers is high quality. In fact, the Gareth Ashton collection mixers come with Abey's Polyamide Flexible Water Connectors that will never rust and don't kink.

By considering these factors, you can choose a kitchen and laundry mixer that not only fits your aesthetic and functional needs but also provides durability and ease of use.

Sleek, Simple and Stylish

Located in Gozzano, Italy, Armando Vicario are renowned for their modern design and high-quality kitchen tapware. Their products have been selling for over 40 years, and have consistently used professionalism, experience and constant engagement to produce high-quality taps for a modern design and reliable “Made in Italy” mark. Sleek, simple and stylish – the Armando Vicario range displays European elegance that is designed to last and to impress.

Our well - articulated product range starts from modern single lever mixers in a young and functional design, to the most classic old time pieces.

 **ARMANDO
VICARIO**


Abey^{AU}



MADE IN ITALY
FOR OVER 40 YEARS



FAMILY OWNED COMPANY



MODERN AND
PROVINCIAL DESIGNS



HIGH QUALITY PRODUCTS



WATER SAVING DESIGNS



Armando Vicario Tink D Pull Out (TINKD-W)

Armando Vicario SK5-AV Kitchen Mixer

5 Star, 5L/min
Wels Registration #T10360
Made in Italy


Code No.
SK5-AV Chrome
SK5-AV-BN Brushed Nickel
SK5-AV-B Black Spout



Armando Vicario ISA Pull Out Kitchen Mixer

5 Star, 5L/min
Wels Registration #T32948
Made in Italy

Code No.
400710 Chrome
400710B Chrome/Onyx
400710C Chrome/Concrete
400710CR Chrome/Croma
400710A Chrome/Alpina



Armando Vicario Urban D Pull Out Kitchen Mixer

5 Star, 5L/min
Wels Registration #T37943
Made in Italy


Code No.
400728 Chrome
400728NBR Natural Brass
400728B Black
400728BN Brushed Nickel



Armando Vicario Tink D Pull Out

4 Star, 7.5L/min
Wels Registration #T25598
Made in Italy

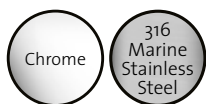
Code No.
TINKD Chrome
TINKD-BN Brushed Nickel
TINKD-BG Brushed Gold
TINKD-B Black
TINKD-W White



Armando Vicario 316 Stainless Steel Pull Out Kitchen Mixer

5 Star, 5L/min
Wels Registration #T40664
Made in Italy


Code No.
400727 Chrome



Armando Vicario Luz Pull Out

4 Star, 7.5L/min
Wels Registration #T25594
Made in Italy

Code No.
LUZ Chrome
LUZ-BC Brushed Chrome
LUZ-B Black



Armando Vicario Luz 1 Pull Out

4 Star, 7.5L/min
Wels Registration #T21841
Made in Italy

Code No.
LUZ-1 Chrome
LUZ-1BC Brushed Chrome
LUZ-1B Black





Armando Vicario Provincial Mixer (PALAIS)

Armando Vicario Provincial Single Lever Kitchen Mixer

4 Star, 7.5L/min
Wels Registration #T25595
Made in Italy



Code No.
2050C Chrome
2050BN Brushed Nickel
2050BR Bronze



Armando Vicario Provincial Palais

4 Star, 7.5L/min
Wels Registration #T25199
Made in Italy



Code No.
PALAIS Chrome
PALAIS-BN Brushed Nickel
PALAIS-BR Bronze



Armando Vicario Provincial Exposed Breech Set

3 Star, 9L/min
Wels Registration #T26558
Made in Italy



Code No.
400160 Chrome
400160BN Brushed Nickel
400160BR Bronze



Armando Vicario Provincial Single Lever Kitchen Mixer with Pull Out

5 Star, 6L/min
Wels Registration #T31039
Made in Italy



Code No.
400674 Chrome
400674BN Brushed Nickel
400674BR Bronze



Armando Vicario Provincial Mixer with Spray

5 Star, 5L/min
Wels Registration #T32658
Made in Italy



Code No.
400073 Chrome
400073BN Brushed Nickel
400073BR Bronze



Latest Innovation, Global Design

Gareth Ashton captures the essence of global design. Its range is built on the latest technologies, practices and solutions in the industry to ensure their customer a pleasurable kitchen experience. Using their unique heritage of innovation, Gareth Ashton continues to bring contemporary style into the homes and spaces of Australia.

They use a contemporary design of minimalism, sleek lines and a combination of organic and angular shapes – Gareth Ashton is a perfect addition to any modern kitchen.



GARETH
ASHTON

Abey^{au}



QUALITY PRODUCTS



MANUFACTURED
FROM LOW LEAD BRASS



COMPLETE LOOK FOR
THE KITCHEN



AVAILABLE IN A
VARIETY OF FINISHES



MANUFACTURED USING
WATER SAVING TECHNOLOGY



Gareth Ashton Lucia Side Lever Kitchen Mixer (3K2)

Gareth Ashton Madison Side Lever Kitchen Mixer 2K1

4 Star, 6.5L/min
Wels Registration #T17049

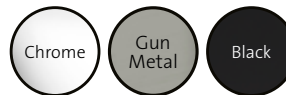


Code No.
2K1 Chrome
2K1-GM Brushed Nickel
2K1-B Black



Gareth Ashton Lucia Side Lever Kitchen Mixer 3K2

4 Star, 6.5L/min
Wels Registration #T17046



Code No.
3K2 Chrome
3K2-GM Gun Metal
3K2-B Black



Gareth Ashton Lucia Square Side Lever Mixer 3K3

3 Star, 7.5L/min
Wels Registration #T37181



Code No.
3K3 Chrome
3K3-B Black



Gareth Ashton Lucia Goose Sidelever Mixer 3K4

4 Star, 7.5L/min
Wels Registration #T37570
6 Star, 4.0L/min
Wels Registration #T41960



Code No.
3K4 Chrome
3K4-B Black
3K4-BN Brushed Nickel
3K4-BB Brushed Brass
3K4-GM Gun Metal



Gareth Ashton Lucia Side Lever Sink Mixer with Spring Coil Pull Down 3K5

5 Star, 5L/min
Wels Registration #T17044



Code No.
3K5 Chrome



Gareth Ashton Lucia Sidelever Mixer with Pull Out 3K6

4 Star, 6.5L/min
Wels Registration #T31037



Code No.
3K6 Chrome
3K6-B Black
3K6-BN Brushed Nickel
3K6-BB Brushed Brass
3K6-GM Gun Metal



Gareth Ashton Lucia Pull Out Dual Spray

5 Star, 5L/min
Wels Registration #T37180



Code No.
SK5-2 Chrome



Gareth Ashton Poco Pull Out with Knurl Spout Tip

5 Star, 5L/min
Wels Registration #T37938




Code No.
6K1 Chrome
6K1-B Black
6K1-BN Brushed Nickel
6K1-BB Brushed Brass
6K1-GM Gun Metal



Gareth Ashton
**316 Goose Neck
Pull Out Dual
Spray Function
Kitchen Mixer**

5 Star, 5L/min
Wels Registration #T36679

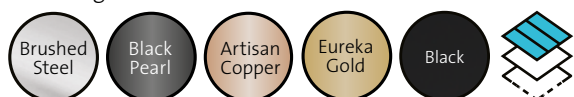


Code No.
KTA037-316-BR Brushed Steel



Gareth Ashton
**304 Gooseneck
Pull Out Kitchen
Mixer with Dual
Spray Function
KTA014**

5 Star, 5.5L/min
Wels Registration #T36022

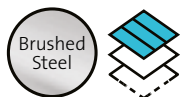


Code No.
KTA014-BR Brushed Steel
KTA014-BP Black Pearl
KTA014-CO Artisan Copper
KTA014-G Eureka Gold
KTA014-B Black



Gareth Ashton
**304 Square Neck
Kitchen Mixer
with Pull Out
KTA030**

5 Star, 5.0L/min
Wels Registration #T36246



Code No.
KTA030-BR Brushed Steel



Gareth Ashton
**304 Gooseneck
Bar Sink Mixer
BTA014**

4 Star, 6.5L/min
Wels Registration #T36964



Code No.
BTA014-BR Brushed Steel
BTA014-BP Black Pearl
BTA014-CO Artisan Copper
BTA014-G Eureka Gold



Gareth Ashton
**304 Gooseneck
Kitchen Mixer
with Dual
Spray Pull Out
Function KTA037**

5 Star, 5.0L/min
Wels Registration #T36679




Code No.
KTA037-BR Brushed Steel



Gareth Ashton
**304 Gooseneck
Pull Out Kitchen
KTA045**

5 Star, 5L/min
Wels Registration #T37180



Code No.
KTA045-BR Brushed Steel

NEW





304 Goose Neck Dual Spray Function Spray Kitchen Mixer (KTA037-BR)



Abey Mix Master 35 (MK1)

Abey Malibu P

Code No.
MALIBUP Chrome

4 Star, 7L/min
Wels Registration #T25890



Gareth Ashton MixMaster

Code No.
MK2 Chrome

3 Star, 8L/min
Wels Registration #T17036



Abey Malibu Q

Code No.
MALIBUQ Chrome

4 Star, 7L/min
Wels Registration #T25889



Gareth Ashton Disabled Mixer

Code No.
MK2-D Chrome

3 Star, 8L/min
Wels Registration #T17036



Abey MixMaster (Pull Out Spray)

Code No.
MPOSM Chrome

4 Star, 6.5L/min
Wels Registration #T17145



Abey MixMaster 35

Code No.
MK1 Chrome

4 Star, 7.5L/min
Wels Registration #T17035





A cleaner, greener way to recycle waste.



Saving our planet. One food scrap at a time.

Organic food waste dumped into our landfill creates harmful greenhouse gasses, including methane, which is 21 times more toxic than CO₂. But methane & other gases can be fantastic energy resources. A growing number of waste water treatment plants have the ability to capture greenhouse gasses & use them to generate power in the form of electricity, green gas for homes and industry, & bio fuel. Methane is neutralised in this process, the by product of water is recycled and the composted waste used as fertiliser.



The Enviro-Green Waste Machine.

The Enviro-Green Waste Machine is the latest essential kitchen technology to help reduce landfill & greenhouse gasses. This system takes all your household organic scraps including fruit, vegetables, seafood, bones, etc & reduces them down to a slurry which is harmlessly carried through your sewage system to be dealt with by the water treatment plant. Now you can seamlessly recycle kitchen scraps & have a more efficient & hygienic kitchen, free of nasty bin smells, plastic bags & trips to the green waste bin.



Small changes can make a big difference.

*Australian households are responsible for generating 30% of the food waste that goes to landfill - around 2.5 million tonnes pa. The average household produces 540 kg of waste per person each year, of that 312 kg could be seamlessly recycled through The Enviro-Green Waste Machine. Food waste alone accounts for 3% of Australia's annual greenhouse gasses. Costing our economy \$36.6 billion each year & can cost each household up to \$2,500 pa.



Fighting climate change from home.

Many councils struggle with dealing with waste. In many ways their hands are tied as most effective solutions can only be implemented & managed at State & National levels. Councils rely mostly on rubbish & recycling collection to address environmental issues but organic waste has been a costly challenge. Food waste bins are smelly & not wholly embraced & ineffective in apartments & smaller homes. With an Enviro-Green Waste Machine in each kitchen organic food scraps are automatically dealt with. Leaving one less bin for Council to pick up.

* Source, Clean Up Australia & www.dcccew.gov.au



Abey[™]
**ENVIRO-GREEN
WASTE MACHINE**

Turn your Kitchen sink into a recycle machine.

Very latest design Technology
Powerful 1 1/4hp or 3/4hp Stealth-Motor
Bio Guard Antimicrobial odour protection
Tested by Deakin University
Digests organic kitchen scraps
In-home full service limited warranty

For more information on a
cleaner greener future, please visit
abey.com.au/waste-disposal-unit/



Reduce land fill & stop poisonous methane emissions destroying our green planet.

The Enviro-Green Waste Machine will recycle all your organic kitchen scraps to help reduce land fill and turn harmful methane into useful renewable energies & fertiliser.

Say goodbye to plastic bags & smelly food scrap bins.



For more information on a cleaner greener future, please visit abey.com.au/waste-disposal-unit/

Features.



Permanent Magnet Motor.

Unique permanent magnet motor produces high RPM (revolutions per minute) than standard AC (alternating current) induction motors.



Sound Elimination.

Motor incorporates sound eliminating technology for quieter operation.



25% More Torque

25% more torque than other brands gives the Enviro Green Waste Machine more grinding power. Allowing it to grind through small ones and nutshells.



Bio Guard Chamber.

Bio guard antimicrobial chamber eliminates bacteria and odours.



Two models to choose from.



3/4
hp

3/4hp - WDU-3ASA

8 year warranty for small/medium families 2 - 5 people
SMALL/MED FAMILIES 2-5



1 1/4
hp

1 1/4hp - WDU-4ASAU


10 year warranty for larger families 5+
LARGE FAMILIES 5+



Plunger Included.

Enviro Green Waste Machine comes with a safety plunger that doubles as a waste plug, enabling the safe push through of food into the grinding chamber with greater peace of mind.





Finish process

Galvanic:

The first step of the galvanic process ensures the tapware componentry is cleaned to remove all the grease, dirt and dust from the surface. This is done by a process of degreasing. Firstly, it is done by hand, then in an automatize chain at 80° C as well as 50°C and then with sodium in room temperature. This process takes 20 to 25 minutes. Second step is applying of a layer of Nickel. This allows the final layer of finishing to be completely attached to the components and it also avoids the risk of oxidation of the surface. In our finishing process we use Nickel PWP, which releases less nickel than the standard one. The result is components with better quality and the tapware treated with this process won't release any toxic substances when water flows into it. The thickness of the nickel layer has an average of 15 micron. The components are now washed again then sent to the final bath for plating. The plating process gives a hard finish surface which passes a standard salt spray test to ensure there isn't any oxidation.

Painted:

Wet paint is the traditional (although technologized) process of applying a liquid paint to a metal product for finishing.

Most sheet metal fabrication processes will use a spray, pump or pressured vessel to deliver the wet paint evenly.

Plating is the process by which metal is deposited on a conductive surface. The process of wet painting is accomplished by thoroughly cleaning a metal object before wet-blasting liquid paint to an even thickness of approximately 15-20 micrometers. The wet paint is applied until the product is evenly coated with the desired thickness of paint.

The process of plating can be quite complicated and depends on the desired metal for plating and sought effect.

Typically, an item is covered with a desired metal and some combination of heat and pressure are applied to fuse them. Painted tapware can produce a wider range of colours than powder coated so more custom colours can be produced.

A much better thinner finish can be produced also with paint than other methods.

Abey Australia offers a complete design solution with our custom kitchen and tapware collection finishes

Powder Coated:

Powder coating is a finishing process in which a coating is applied electrostatically to a surface as a free-floating, dry powder before heat is used to finalise the coating. Powder coating is a finishing process that yields a thick hard finish that is tougher than conventional paint. The process of powder coating starts with the preparation of the tapware to be powder coating. Firstly, the tapware is cleaned to ensure the removal of any debris and oil which can inhibit the attachment of the dry powder. Next, the dry powder is applied electrostatically – a process by which the particles of the powder and the object are charged through a high voltage electrostatic surge. This electrostatic stage of powder coating greatly increases the efficiency and productivity of the coating process as less paint is wasted and the metal object is fully coated.

The sprayed powder coating is then cured at temperatures as high as 400 degrees for ten minutes so that the finish can set onto the object. While setting, the powder melts and flows around the object. The heat not only melts the powder but binds the polymer into a heavier polymer that bonds in a tight network-like finish. The curing not only coats the sheet metal product but it also binds the polymer into a tighter heavier finish. The benefits of the process of powder coating are numerous. Due to the dense finish on the tapware, it ensures it is more durable and longer lasting than conventional painting. Secondly powder coating is a thick one coat finish so the process is quite easy. Also, powder coating creates even surfaces.

PVD:

PVD is a coating technology used to deposit a thin film (few microns) on tapware. PVD stands for “Physical Vapor Deposition”. The finishing process begins inside a vacuum chamber, where different metals like titanium, zirconium and chrome evaporate in a vacuum atmosphere. Due to kinetic energy and a potential difference, ions move on the products surface where they condense creating the desired coating. PVD coating is particularly recommended for tapware as it allows hardness and is resistance to abrasions, scratches and corrosion. Typically processed with a thin layer, PVD coating offers exceptional aesthetic features as well as guarantees a very long life for the durability.



Warranty Periods

Warranty applies to the use of products listed below. The warranty period commences on the date of purchase or, for new homes, the date of handover.

KITCHEN SINKS

Abey Stainless Steel	25 years
Barazza	25 years
Schock	25 years
Chambord	7 years
Abey PVD Finish	25 years on Material, 7 years on finish

TAPWARE

Armando Vicario	15 years Cartridge 5 years Product or Parts 1 years Labour 3 years on Finishes
Gareth Ashton, 316 Alfresco & MixMaster	15 years Cartridge 5 years Product or Parts 1 years Labour 3 years on Finishes
Schock Alfresco	15 years Cartridge 5 years Product or Parts 1 years Labour 3 years on Finishes

Accessories

DR006
Stainless Steel Dish Rack

01



DR007
Stainless Steel Dish Rack

02




DTA23
Schock Drain Tray

03



CNA-5-388
Lugano Concertina

07



ADT1
Stainless Steel Drain Tray

08



DTA16
Stainless Steel Drain Tray

10



DT-05
Stainless Steel Drain Tray

13



SLCB
Sliding Bamboo Cutting Board

23



1TOF29
Cutting Board with Magnets

24



CBB390
Cutting Board

25



CBB220
Cutting Board

26



AQCB
Bamboo Cutting Board

28



CBB245
Bamboo Small Cutting Board

32



1VSOF
Stainless Steel Drainer

40



CBB386S
Cutting Board

44




CBB368
Large Bamboo Cutting Board

45



DG1
Drain Grid

56



DTA18-316
Alfresco Drain Tray

59



629099
Pro Care Set
(suitable for cristadur sinks)

60




CBB328
Bamboo Cutting Board

62




CNA-3-845
Universal Concertina

63



COA53
Stainless Steel Colander



64

CBB395XA
Chopping Board



NEW

71

6020L-CO/6020L-G
Plug & Waste 90x50mm
Artisan Copper/
Eureka Gold



NEW

78

629738S
Schock Drip Rack



85

CBFR182
Universal 3 Piece Cutting Board



65

CBB480XA
Schock Chopping Board



NEW

72

6012-B/6012-S/6012-W
Strainer & Flange
Black/Stone/White



NEW

79

KNF04A
Full Knife Set



66


CBB540XA
Chopping Board



NEW

73

MOA-ACC-PK
Montego Accessories Package



NEW

80

629725EDM
Design Drip Rack
(Brushed)



67

SCP012
Sink Polish Cream



NEW

74

DTA27
Montego Drain Tray



81

629188
Silicone Drain Mat
(Black)



68

SCP013
Sink Conditioning
Oil



NEW

75

CBF261
Montego Fibre Rock Board



82

629725S
Design Drip Rack




69

COA59
Universal Steel Colander




76

629189
Schock Silicone Drain Mat



83

CNA-4-046B/CNA-4-046CO/
CNA-4-046G
Universal Concertina Black
Pearl/Artisan Copper/Eureka
Gold



70

6025-B/6025-S/6025-W
Plug & Waste 90 x 50mm
Black/Stone/White



NEW

77

629738EDM
Schock Drip Rack



84

Victoria

Abey Head Office

57–81 Abey Rd

Cobblebank

Ph: 03 9747 7777

Selection Gallery

335 Ferrars St

Albert Park

Ph: 03 8696 4000

New South Wales

Selection Gallery

Shop 2 & 3

9 Danks St

Waterloo

Ph: 02 8572 8500

Queensland

Office

33–35 Blue Eagle Dr

Meadowbrook

Ph: 1800 809 143

Selection Gallery

94 Petrie Tce

Brisbane

Ph: 07 3369 4777

Northern Territory

Ph: 1800 809 143

South Australia

Ph: 1800 809 143

Tasmania

Ph: 1800 809 143

Western Australia

Selection Gallery

12 Sundercombe St

Osborne Park

Ph: 08 9208 4500

July 2024

The information within this Kitchen Collection is current as of July 2024. For up-to-date information, please visit abey.com.au. Abey recommends sink cut outs to only be undertaken with the actual physical product as a guide.

About Abey

Abey's Showrooms specialise in showcasing the latest trends and designs from Europe. With a large range on offer, you can create a Kitchen that is tailored to your taste whilst displaying the latest in European styling. With a qualified design team to assist you, immerse yourself in the selection process at one of our showrooms today.